



TPMS



www.premacanada.ca



Scan Tools



Universal Replacement Sensors



OE Replacement Sensors



Replacement TPMS Valves



Service Kits



Mechanical Tools



Aftermarket Systems

Tire and Wheel Service Solutions

Prema Canada is one of the largest distributors of tire and wheel service supplies and is a market leader in delivering a total supply solution to the tire industry in Canada. Founded in 1954 as Loomis Root Canada Ltd, the company has evolved from a small, regional automotive and retread supply distributor into a focused network of independent tire and wheel service supply Distributors servicing the entire country from coast to coast.

**Wherever You Are
Coast to Coast**



TABLE OF CONTENTS

	<i>Page</i>
1510 — Scan Tools	15-2
1520 — Universal Replacement Sensors	15-8
1530 — OE Replacement Sensors	15-11
1535 — Replacement TPMS Valves	15-12
1540 — Service Kits	15-15
1550 — Mechanical Tools	15-19
1560 — Aftermarket Systems	15-21

ALBERTA 8

- Northern 2
- Edmonton 2
- Central 2
- Calgary 1
- Southern Alberta 1

ONTARIO 17

- North Western 1
- North Eastern 1
- South Western 3
- Central 8
- Eastern 4

QUEBEC 6

- Northern 1
- Gatineau 1
- Montreal 1
- Southshore 1
- Quebec City 2

SASKATCHEWAN 4

- Northern 2
- Southern 2

BRITISH COLUMBIA 11

- Northern 3
- Vancouver Island 2
- Lower Mainland 2
- Interior 4

ATLANTIC CANADA 5

- New Brunswick 1
- Nova Scotia and PEI 2
- Newfoundland 2

MANITOBA 4

- West 1
- East 3



PREMA
**Tire and Wheel
Service Solutions**

1510-10 — Scan Tools *cont'd on next page*



AUT-TS508

Autel New Generation TPMS Diagnostics and Service Tool • Specifically Designed to Activate all Known TPMS Sensors • Read TPMS Sensor Status • Check TPMS System Health Condition • Program MX-Sensors • Conduct TPMS Relearn.



AUT-TS508WF

Autel TPMS Diagnostic and Service Tool Designed to Activate All Known TPMS Sensors, Read TPMS Sensor Status, Check TPMS System Health, Program MX-Sensors and Conduct TPMS Relearn • Quick Mode and Advanced Mode Options Save Time and Energy • Wi-Fi Update Function



AUT-TS608

Autel Complete TPMS and All System Service Tablet Tool • Provides You With Superior Experience in TPMS Health • Check Sensor Programming • TPMS Relearn • All System Diagnostics • Special Service Functions



AUT-MS906CV

Autel MaxiSys Advanced Diagnostic Device • Powerful Samsung Exynos 5260 6-Core Processor • 8" Touch Screen • Based on an Android Multi-Tasking System Combined With Best Possible Coverage of OE Diagnostics • Ideal Solution to Manage Repair Jobs With Greater Integration



AUT-MS908CV

Autel MaxiSys Advanced Diagnostic Device • Provides a Comprehensive Diagnostic Solution for Virtually All Commercial Vehicles As-Well-As Machines Made in North America



AUT-IM608

Autel MaxiM Diagnostic Device • Advanced Tool • Provides Key Programming — All Systems Diagnostics and Advanced Services • Android Based Touchscreen 10.1" Tablet • Special Functions to Quickly Diagnose All Modules for the Majority of Automobile Makes and Models on the Market Today



17-140

TPMS Smart Sensor Elite Programming Tool Kit for Diagnosing Failed Sensors, Programming New Smart Sensors and Performing Vehicle Relearns • Scans OE and Other Aftermarket Sensors • Wi-Fi and Bluetooth Enabled



17-144

Smart Sensor Pro+ Programming Tool • Programs Smart Sensors • Can Also Copy / Clone or Perform Diagnostic Procedures on All Sensors • 2 Hour Recharge Time • Free Updates • Copies OEM ID Numbers Into Smart Sensors to Avoid Lengthy, Complicated Relearns • Scans OE and Other Aftermarket Sensors



AT-TS56

ATEQ TPMS Scan Tool With OBDII and Printer • 2 Years of Free Updates • Full Colour Screen • VIN Scanner

1510-10 — Scan Tools *cont'd on next page*



WRT200PRO

Bartec TPMS Scan Tool With Tread Depth and Air Pressure Gauges • View or Print Reports Using Bluetooth Data Transfer Feature



WRT300PROC

Bartec WRT300PROC Scan Tool With OBDII Cable and Bluetooth Dongle • 2 Year Warranty • 2 Years of Updates • WRT0BD002 Mitsubishi Adaptor Cable is Not Required — Technology is Built Into the Tool



PREM-H46

Prema ATEQ H46 TPMS Scan Tool With OBDII • Free Lifetime Updates • 2.8" Colour Display • Programs U-Pro Sensors • Activates or Reads All Other TPMS Sensors • Select Vehicles Via Make-Model-Year Look-Up



PREM-H47

Prema H47 With Integrated OBDII Module • Free Lifetime Updates • Programs U-Pro Sensors • Activates or Reads All Other TPMS Sensors



MAXISYSELITE

Autel Maxisys Elite • Highly Advanced Smart Diagnostic Tool • Based on the Android Operating System • Powered by Vividia's Tegra® 4 — World's Fastest Mobile Processor • 9.7" Retina Display With Ultra High Resolutions up to 2048 x 1536 • Optimized Array of Sophisticated and Powerful Applications • Rapidly Performs Every Job From Comprehensive Vehicle Diagnostics and Analysis to Advanced ECU Programming • 2x Faster Than Any Comparable Device • Extended Battery Life • Intelligent Power Saving • Super Sensitive Capacitive Screen is Able to Respond to Gloved, Moistened or Greasy Fingers





TPMS TOOL COMPARISON CHART



	BARTEC SCAN TOOLS	PREMA SCAN TOOL	ATEQ SCAN TOOL	SMART TOOL	AUTEL TOOLS
	WRT300PROC	PREM-H46	PREM-H47	VT56	17-144
Area Of Manufacturing	UK/USA	EU/Taiwan	EU/Taiwan	EU/Taiwan	China
Tool Cost	\$\$\$	\$	\$	\$\$\$	\$
Software Update Cost	\$\$\$	Free	Free	\$\$	Free
Make-Model-Year Setup	Yes	Yes	Yes	Yes	All
Activates All Known TPMS Sensors	Yes	Yes	Yes	Yes	Yes
Visual And Audible Tool Response	Yes	Yes	Yes	Yes	Yes
Decodes Sensor Frequency Id And Pressure	Yes	Yes	Yes	Yes	Yes
Pre-Test TPMS Sensor Audit Report	Yes	Yes	Yes	Yes	No
Comprehensive Desktop Software	Yes	No	No	No	Yes
Internal Rechargeable Battery	Yes	Yes	Yes	Yes	Yes
Colour Display	No	Yes	Yes	Yes	No
Multi-Lingual Menu Configuration	Yes	Yes	Yes	Yes	Yes
Displays Tire Pressure By Location	Yes	Yes	Yes	Yes	No
TPMS Relearns On The Tool	Yes	Yes	Yes	Yes	No
Stores Vehicle Records On Tool For Quick Look Up	Yes	Yes	Yes	Yes	No
TPMS Supplier Part Number Look Up	Yes	Yes	Yes	Yes	No
RKE (Fob) Signal Testing	Yes	No	No	Yes	No
Bluetooth Compatible	Yes	No	No	No	No
Wi-Fi Compatible	No	No	No	Yes	No
Haptic (Vibration) Tool Response	Yes	Yes	Yes	Yes	No
Inductive Charging Capable	No/Yes	No	No	No	No
Programs Prema U-Pro	No	Yes	Yes	Yes	No
Programs EZ-Sensor	Yes	No	No	Yes	No
Programs Alligator Sens.it	Yes	No	No	Yes	No
Programs Smart Sensor	Yes (With Adaptor)	No	No	No	Yes
OBDII Relearn Capable	Yes	Yes	Yes	Yes	Yes
TPMS Audit Reporting And Detection Of DTC's	Yes	Limited	Limited	Limited	No
Extended Or Bonus OBDII Relearn Coverage (GM, Ford, Chrysler, Volvo)	Yes	Yes	Yes	Yes	No
Passive Entry/Keyless Ignition Testing	No	No	No	No	Yes
Placard Pressure Adjustment	No	Yes	Yes	Yes	No
Barcode/VIN Scanner	No	No	No	Yes	No
Printer Included	No / Optional	No	No	Optional	No
Docking (Charging) Station	No / Optional	No	No	Yes	No
Built In Flashlight On OBDII Module	No	No	No	Yes	No
Icon Based Menu	No	Yes	Yes	Yes	No
On Tool Training Manuals	No (On Desktop)	No	No	Yes	No
Shows Location Of OBDII Connection	No	No	No	Yes	No
Storage Of Service History	Yes	No	No	Yes	No
UHF Signal Interference Tester	Yes	No	No	Yes	No
Requires Internet Connection	No	No	No	No	No

Errors And Omissions Excepted — Always Reference Manufacturer's Charts For Full Coverage

1510-20 — OBD Cables



Code	Description	Compatibility
17-144-2	Smart Sensor TPMS OBDII Connection for the 17-144 Scan Tool	17-144
AUT-MSCHRY128	Autel Chrysler 12 x 8 Adaptor Cable • Required for Certain Chrysler Models to Turn Off the Low Pressure Light after Adjusting the Pressure Parameters	Autel-TS508 Autel-TS608
AUT-TS508-OBD	Autel TS508 TPMS OBDII Cable	Autel-TS508
AUT-VCIMINI	MAXIVCI Mini Replacement OBDII Bluetooth Dongle for Autel TS608 Tablet	Autel-TS608
PREM-H46-OBD	ATEQ OBDII Cable for Prema H46 Scan Tool • This Cable is Necessary for Many Asian and European Vehicles to Enable Relearn Mode	PREM-H46
WRT400POBDC	Bartec OBDII Cable and Connector • Works With All tools From WRT400SD and Newer	WRT400SD WRT500 WRT300PROC WRT400PRO
WRT0BD002	Mitsubishi OBD Adaptor Made Specifically for Completing Relearns on the Lancer and Outlander • A Second Tool is Required	WRT400SD
AT-OBDS5-M	Mitsureset Universal TPMS Sensor Decoder Enables TPMS Relearn Mode on Most Mitsubishi Vehicles Via OBDII Communications Allowing TPMS Sensor ID's to be Written to the ECU During Sensor Activation	All Tools



1510-30 — Software Licenses

Code	Description
AUT-TS608-1YR	TS608 — 1 Year Update Certificate
SW55-0001	VT55 — 1 Year Update Certificate
SW56-0001	VT56 — 1 Year Update Certificate
SW56-0003	VT56 — 3 Year Update Certificate
WRT200SUL1	WRT200 — 1 Year Certificate
WRT300PROSUL1	WRT300PROC — 1 Year Update License
WRT300PROSUL2	WRT300PROC — 2 Year Update License
WRT300PROSUL3	WRT300PROC — 3 Year Update License
WRT400PROSUL1	WRT400PRO — 1 Year Update License
WRT400PROSUL2	WRT400PRO — 2 Year Update License
WRT400PROSUL3	WRT400PRO — 3 Year Update License
WRT400SUL1	WRT400SD — 1 Year Update License
WRT500SUL1	WRT500 — 1 Year Update License
WRT500SUL2	WRT500 — 2 Year Update License
WRT500SUL3	WRT500 — 3 Year Update License



WRT400SUL1

1510-40 — Accessories



Code	Description
AT-OBD3-0000	Smartset Tool
AUT-PVS01	Placard Value Stickers • 100 Stickers / Roll
WRT400PWS	WRT400 Power Supply
WRTPLACARD100	Replacement Vehicle Placard Stickers • 100 Per Roll
WRTPLACARD25	Replacement Vehicle Placard Stickers • 25 Per Roll
WRTPROQIPAD	Inductive Charging Pad With Power Supply • For Use With the Bartec WRT400PRO and WRT500 TPMS Scan Tools
WRTPROWMC	WRT500PRO Series Wall Mount Cradle and Charger • Works on the WRT500 and Both the WRT300PRO and WRT400PRO Series Units • Great Accessory for Keeping Bartec TPMS Scan Tools Organized
WRTPROWMP	WRT500PRO Series Bluetooth Printer • Works With the WRT500 and Both the WRT300PRO and WRT400PRO Series Units • Great Accessory for the Bartec TPMS Scan Tools Providing Printouts for Customers and Technicians
WRTQIPWS	Replacement Power Supply Assembly for WRTPROQIPAD Inductive Charging Pad • WMC 12 V
WRTRST50	Loop Reset Tool for Toyota • Plugs Into OBDII Connection and Hold Button • Accurate and Fast • No Jump Pin Required

1510-50 — TPMS Bundles

Prema U-Pro Offers a High Quality and Innovative TPMS Product Range • Manufactured in an OE Environment With the Strictest and Most Exacting Level of Inspection and Testing • TPMS Sensors Are Manufactured and Tested on a Fully Automated Production Line • The TPMS Range Includes the Universal U-Pro Hybrid Sensor, Tools, Valves, Service Parts and Prema U-Pro's Diagnostic Tools, Manufactured by Market Leader, ATEQ • The Prema U-Pro TPMS Website (www.prema-tpms.com) Helps Tire Shops to Correctly Specify Required Parts and View the Essential TPMS Relearn Procedures



Prema H47 Scan Tool With Integrated OBDII Module and 20 Prema U-Pro Sensors



TPMS Starter Bundle With 20 U-Pro Prema Branded Sensors and ATEQ H46 TPMS Scan Tool (OBDII Cable Not Included) • Free Lifetime Updates

PREM-TPMSB100
TPMS Starter Bundle With 100 PREM-ONE Sensors, H47 Scan Tool and Integrated OBDII




TPMS Starter Bundle With 24 EZ Sensors and the ATEQ VT46 Programming Tool • Free Updates for 5 Years • Can Program 4 Sensors at Once • OBDII Cable Included • Programs Schrader EZ-sensor • Activates OEM Sensors • Make, Model, Year Look Up • Decodes TPMS Sensor Data (ID, Pressure, Frequency, Battery Status and Accelerometer) • TPMS Relearn Procedures Built-In • RKE Tester • Displays TPMS Sensor and Service Kit Part Numbers





1520-10 — Programmable Sensors






Code	Description
17-43041	Smart Sensor One Multifrequency Universal TPMS Sensor • Rubber Stem • Covers Both 315 MHz and 433 MHz • Interchangeable Stem • 95% Vehicle Application Coverage
33500S	Dual Band Programmable TPMS EZ-Sensor With Snap-In Valve • Combines 314.9, 315 and 433 MHz Applications Into a Single SKU
33700	EZ-Sensor With High Speed Application Adjustable Angle Aluminum Valve Stem • Designed to Fit Any OE and Most Aftermarket Wheels
33900	90° Clamp-in Programmable EZ-Sensor • Valve Stem <u>Not Included</u> • Straight Valve Stem Codes 25080-4 (Aluminum) or 25083-4 (Black Anodized) — Angled Valve Stem Codes 25078-4 (Aluminum) or 25082-4 (Black Anodized)
AUT-1-SENSOR	Programmable Universal TPMS Sensor • Combines Both 315 MHz and 433 MHz Frequencies Into One TPMS Sensor • Interchangeable Stem
PREM-ONE	Prema U-Pro Dual Band TPMS Sensor • Rubber Stem Can be Interchangeable With PREM-207 or 20018
590886	Sens.it One • 315/433 MHz TPMS Sensor • Clamp-In • Metal Valve
590887	Sens.it One • 315/433 MHz TPMS Sensor • Snap-In • Rubber Valve
RS1-315A	Sens.it 315 MHz With Aluminum Stem
RS2-315R	Sens.it 315 MHz With Rubber Stem
RS4-433A	Sens.it 433 MHz With Aluminum Stem
RS4-433R	Sens.it 433 MHz With Rubber Stem

TPMS SENSOR COMPARISON CHART

	PREMA U-PRO	SCHRADER EZ-SENSOR	SMART SENSOR	ALLIGATOR SENS.IT		AUTEL
	PREM-ONE	33500S	17-43041	590886	590887	AUT-1-SENSOR
Area Of Manufacturing	China	UK / China / Mexico	China	UK	UK	China
Supplies To The OE Market	Yes	Yes	No	Yes	Yes	No
Price	\$	\$\$	\$	\$\$\$	\$\$\$	\$
Frequencies	Multi Band	Multi Band	Multi Band	Multi Band	Multi Band	Multi Band
SKU's	1	1	1	2	2	1
Type Of Sensor	Programmable Multi Protocol	Programmable	Programmable	Programmable	Programmable	Programmable
Method Of Programming	Wireless	Wireless	Wireless / Point Of Contact	Wireless/Point of Contact	Wireless/Point of Contact	Wireless
Cloneable	Yes	Yes	Yes	Yes	Yes	Yes
Vehicle Coverage	Excellent	Good	Excellent	Excellent	Excellent	Excellent
Valve Options	Rubber	Rubber	Rubber	Rubber & Aluminum	Rubber & Aluminum	Rubber
Interchangeable Aluminum Valve	Yes	Yes	Yes	No	No	Yes
Valve Angle Adjustment	No	No	No	Aluminum Only	Aluminum Only	Aluminum Only
WAL Technology Included	Yes	Yes	Yes	Yes	Yes	Yes
WAL Vehicle Coverage	Yes	Yes	Yes	Yes	Yes	Yes
Loc-Sync Technology	Yes	No	Yes	No	No	Yes
PAL Technology	Yes	Yes	Yes	Yes	Yes	Yes
Tool Compatibility For Programming	Prema H46, Prema H47 & ATEQ	Bartec & ATEQ	Smart Tool (Bartec With Adaptor)	Bartec, ATEQ & Alligator	Bartec, ATEQ & Alligator	Autel TS508/608

Errors And Omissions Excepted — Always Reference Manufacturer's Charts For Full Coverage

1520-20 — Multi-Protocol Sensors

Code	Description
 5001	Universal Sensor • Pre-Programmed for 35% of 433 MHz Applications — Programmable for Most Others • Includes VS-240MC Corrosion Free Valve Stem • Interchangeable Valve Design Allows VS-20 to be Used
7001	Aluminum Stem Redi-Sensor • No Programming Required • Installs Right Out Of The Box • Fits Most Ford, GM, Chrysler, Mazda, Suzuki and Mitsubishi Vehicles • 315 MHz
7001HP-R	Rubber Stem Redi-Sensor • No Programming Required • Installs Right Out Of Box • Fits Most Ford, GM, Chrysler, Mazda, Suzuki And Mitsubishi Vehicles • 315 MHz
 7002	TPMS Redi-Sensor • Asian, Multi Application Sensor With Adjustable Aluminum Valve Stem Design • Fits Many Honda, Hyundai, KIA, Lexus, Scion, Toyota, and Other Asian Vehicle Applications
7002-R	TPMS Redi-Sensor • Asian Multi Application Sensor With Rubber Valve • Fits Many Honda, Hyundai, KIA, Lexus, Scion, Toyota, and Other Asian Vehicle Applications
 7003	Aluminum Stem Redi-Sensor • 315 MHz • Covers the Following OEM Sensors 9081, 9107, 9131, 9131, 9156, 9203, 1216, 1218, 1041, 1053, and 1054
7003-R	Rubber Stem Redi-Sensor • Covers the Following OEM Sensors: 9081, 9107, 9131, 9156, 9203, 1216, 1218, 1041, 1053, and 1054 • 315 MHz
7004	TPMS Redi-Sensor • 433 MHz • No Programming Required • Installs Right Out of the Box • Fits Most Ford, GM, Chrysler, Mazda, Suzuki, and Mitsubishi Vehicles
7004-R	TPMS Rubber Stem Redi-Sensor • No Programming Required • Installs Right Out of the Box • Fits Most Ford, GM, Chrysler, Mazda, Suzuki and Mitsubishi Vehicles • 433 MHz

1530-10 — Snap-In Sensors

Code	Description
20153	TPMS Sensor • GM Snap-In Replacement Transmitter OE # 70503153
20280	Ford OE Replacement Sensor for 2015 Models • Covers Ford Edge, Explorer, F-150, Mustang, Lincoln MKK and Mark LT • Accepts 20018 TPMS Replacement Stem
20315	TPMS Sensor • Ford Snap-In Works on Various 2009 and 2010 Fords, Lincolns, Mercurys and Mazdas
20398	Dodge Magnum / Charger / 300 / Ram TPMS Sensor
28308	TPMS Rubber Snap-In Sensor
28434	TPMS Rubber Snap-In Sensor
5775	Dodge Dart 2013 TPMS Sensor • Rubber Replacement Stem — Dill Code VS-90
6815	Dodge 1500 2014 TRW Sensor • Used on RAM 1500, Ram 2500, Ram 3500 Steel Wheel on Front and Outers, and Some Jeep Cherokees • Replacement Rubber Stem — Dill Code VS-65
PREM-FORD1	Ford OE Replacement Sensor for 2015-2017 Models • Covers Ford Edge, Explorer, F-150, Mustang, Lincoln MKK, and Mark LT • Accepts PREM-SNAPIN TPMS Replacement Stem






1530-20 — Clamp-In Sensors Complete *cont'd on next page*

Code	Description
1051	TPMS Siemens VDO Sensor 2005-2006 for Chrysler, Dodge, and Jeep
1204A	Toyota TPMS Sensor
1205	TPMS Sensor for Older Toyota 4 Runner and Lexus GX-470
1206A	Toyota, KIA, Hyundai TPMS Sensor
1208	TPMS CRV Fit Sensor for Honda Accord
1209	TPMS Sensor for Honda Pilot and Some Acuras
1212	2009 Honda Sensor
1214	2011 Acura Sensor
1216	2012 Nissan Sensor
1218	2012 Toyota Sensor for Camry and Yaris



1530-20 — Clamp-In Sensors Complete *cont'd from previous page*

 5556	Code	Description
	5256	433 MHz Clamp-in TPMS Sensor • Aluminum Stem • 2018 BMW X6
	5328	TPMS Clamp-In Sensor for Land Rover Evoque • 433 MHz
	5514	TPMS Sensor for 2015 Acura TLX • Also Covers the 2016 Acura MDX
	5556	TPMS Sensor for Nissan • 433 MHz
 20158	20158	TPMS Replacement Sensor for Cadillac 2006 Deville, Chevy 2006 Impala and Monte Carlo • Transmitter OE # 15268606
	28206	TPMS Sensor for GM Snap-In 2010-2011 • Partially Compatible With the 20153 • Use OE Part Number for Proper Selection
 28342	28342	Nissan NV TPMS Sensor
	28370	TPMS Sensor for Lexus and Toyota





1535-10 — Replacement Rubber Valves *cont'd from previous page*

Code	Description
HAM-213B	Box of 10 High Speed Dual Fitment Snap-In Valves for Schrader Sensors • Each Includes 1 Valve Stem, 1 Screw and 1 Valve Cap • Self-Threading • Suitable for Use with Schrader GEN 4 and Schrader Faraday Sensors
PREM-207	Replacement Snap-In Valve for Schrader GM, Ford and Programmable Sensors
PREM-208	Replacement Clip Design Snap-In Valve for the 5775 Dodge Dart Sensor and Redi-Sensor
PREM-210	Replacement Snap-In Valve for Chevy and Ford 2015-2018 Models
PREM-211	Replacement Snap-In Valve for Dodge Ram Models • Base Has 4 Square Sides
PREM-215A	Replacement Snap-In Valve for Smart Sensor
PREM-SNAPIN	Prema U-Pro Snap-In Rubber Valve (Original Single Frequency Only)
VS-20	Rubber Replacement Stem With New Base Design for Many 2015-2016 Models • Works on Many Buick, Chevrolet, Ford, GMC, Hyundai, KIA, Lincoln MKX, and M-Benz Metris • Good Up to 80 PSI
VS-30	2017 Nissan Quest Rubber TPMS Replacement Stem
VS-65	Replacement Stem for 2014 Dodge Ram • Fits Schrader Sensor 28984 or Dill Sensor 6815 • Square Brass Stem • All 4 Sides at Base
VS-80	TPMS Redi-Sensor Replacement Clip and Snap-In Valve
VS-90	Valve Stem for 5775 Sensor • Push On • No Screw
VS-950	Snap-In TPMS Valve Stem — GM



1535 — Replacement TPMS Valves

1535-10 — Replacement Rubber Valves *cont'd on next page*

 17-20018	Code	Description
	17-20008	TPMS Snap-In — GM • 10 / Package
	17-20018	TPMS Snap-In — Ford / GM • 10 / Package
 17-43016	17-43016	Smart Sensor Replacement Snap-In Valve Stem
	17-43046	Smart Sensor One Replacement Snap-In Valve Stem for the 17-43041
 17-50397	17-50397	Valve Stem for 5775 Sensor • 10 / Package
	20018	TPMS Snap-In — Ford / GM
	590916	Sens.it Replacement Rubber Stem
	A-20008	TPMS GM Snap-In Replacement Stem
 590916	AUT-MXSENSRVK	MX-SENSOR Rubber Valve Kit • Rubber Interchangeable Valve Stems • Press Release Valve • 4 / Box



AUT-MXSENSRVK





1535-20 — Replacement Aluminum Valves



Code	Description
6-266	TPMS Clamp-In Valve for U-Pro Hybrid 2.0 • Includes Valve Stem, Screw and Valve Cap
17-20020	Replacement Box of 10 TPMS Stems for Chrysler, Dodge and Mercedes
17-43019	Smart Sensor Replacement Aluminum Valve
17-43049	Smart Sensor One Replacement Aluminum Valve for Part # 17-43041
17-50392	Clamp-In TPMS Valve Stem — Ford
17-50393	Clamp-In TPMS Valve Stem — Ford • 0.625 Rim Hole
1096-B	Black Ball-Seat 1096 Valve Stem Assembly With Internal Shear Ring • 43 mm • 0.453" Rim Hole • 200 PSI Maximum Cold Inflation Pressure
20020	TPMS Service Kit • Ford Snap-In • Replacement Stem for Chrysler Sensors 20066, 28155 and 28154
34000	Aluminum Valve Stem Service Pack for Snap-In Sensor • Kit Includes Aluminum Valve, Aluminum Nut, Rubber Grommet, Plastic Sealing Cap, Nickel Plated Valve Core and T-10 Screw
34010	Black Stem Option for EZ-Sensor
25078-4	Angled Valve Assembly With Nut • Silver • 4 Pack • Fits 33900 90° EZ-Sensor Only
25080-4	Straight Valve Assembly With Nut • Silver • 4 Pack • Fits 33900 90° EZ-Sensor Only
25082-4	Angled Valve Assembly With Nut • Black • 4 Pack • Fits 33900 90° EZ-Sensor Only
25083-4	Straight Valve Assembly With Nut • Black • 4 Pack • Fits 33900 90° EZ-Sensor Only
590906	Sens.it Replacement Aluminum Stem
590910	Sens.it Replacement Chrome Stem
AUT-CV-001	Black Metal Press-In Valve 1-Sensor
AUT-CV-002	Titan Grey Metal Press-In Valve 1-Sensor
AUT-CV-003	Chrome Metal Press-In Valve For 1-Sensor
AUT-MXSENSMVK	MX-SENSOR Metal Valve Kit • Metal Interchangeable Valve Stems • Press Release Valve • 4 Pack
PREM-218	Replacement Clamp-In Valve for Dodge Sprinter
PREM-228	Replacement Clamp-In Valve Stem With Rubber Grommet, Domed Washer, Gray Cap, Core
PREM-231	Replacement Clamp-In Valve Stem With Gray Cap, Core
PREM-231C	Replacement Clamp-In Valve Stem With Rubber Grommet (Insert), Washer (Cut-out), Collar, Gray Cap, Core
PREM-CLAMPIN	Prema U-Pro Clamp-In Aluminum Valve • (Original Single Frequency Sensor Only)
V320-6-37TPMS	V3-20 Series TPMS Compatible Valve • Late Model Ford F-Series Hi-Rail Set Up Vehicle RE; CN/CP
VS-35	Dodge 6815 Angle Aluminum Stem
VS-40	Aluminum Replacement Stem With New OEM Washer Joint Design • Fits Many New Models for Cadillac, Chevrolet, Dodge Promaster and M-Benz
VS-70	Redi-Sensor Replacement Stem With Core, Cap, Washer, and Hex Nut • Can Be Used on the Newer Style Dill Sensor 1051 (TG1C)
VS-241	Ford F-350 Dually Clamp in Valve
VS-280-SS	High Performance Clamp-In Stem for Dill 5001 and Dill 5002 Sensors Along With Any OE Sensor That Accepts VS-20, VS-65, VS-950 or VS-240 • Matte Chrome • Corrosion-Resistant • 0.453" Rim Hole • 200 PSI Maximum Cold Inflation Pressure
VS-925A	GM TPMS Snap-In • Anodized Aluminum Stem Only • Fits GM Snap-In Sensor Like the Original Rubber Stem — Looks More Like a TPMS Stem on the Outside of the Rim
VS-925C	GM TPMS Shiny Chrome Plated Stem Only • Fits Into the GM Snap-In Sensor Like the Original Rubber Stem — Looks More Like a TPMS Stem on the Outside of the Rim

1540-20 — OE Sensor Service Kits — Clamp-In *cont'd on next page*

Code	Description
1030K	TPMS Service Kit • Siemens • Contains 5 Components Compatible With the Siemens Sensor • Volkswagen
1040K	TPMS Service Kit • Siemens • Contains Components Compatible With the Siemens Sensor • Vehicle Types — Mercedes Benz
1050K	TPMS Service Kit • Siemens • Contains 6 Components Compatible With the Siemens Sensor • Vehicle Types — Chrysler, Dodge, and Jeep
1060K	TPMS Service Kit — SCH20096/20135 • Contains 4 Components Compatible With the Schrader Sensors 20096 and 20135 • Comparable to Schrader Accessory Kits 20001 and 20002 • Many Ford Applications
1070K	TPMS Service Kit — SCH20107/20116 • Contains 4 Components Compatible With the Schrader Sensors 20107, 20115, and 20116 • Comparable to Schrader Accessory Kit 20004 • Used in Many GM Applications
1080K	TPMS Service Kit — SCH20028/20117 • Contains 4 Components Compatible With the Schrader Sensors 20028 and 20117 • Comparable to Schrader Accessory Kits 20003 and 20007 • Used in Many Chrysler and GM Applications
1090K	TPMS Service Kit — Beru • Contains 5 Components Compatible With the Beru Sensor
1092	Beru Assembled Valve • 43 mm • No Mark • No Sensor
1093	Beru Assembled Valve • 48 mm • Marked Green • No Sensor
1094	Beru Assembled Valve • 49 mm • Marked Black • No Sensor
1096	TPMS Service Kit • Entire Small Valve • 48 mm
1097	TPMS Service Kit • Entire Large Valve • 58 mm
1100K	TPMS Service Kit — Pacific • Contains Components Compatible With the Pacific Sensor • Vehicle Types — Toyota and Lexus
1110K	TPMS Service Kit — Pacific • Contains Components Compatible With the Pacific Sensor • Vehicle Types — Toyota
1120K	TPMS Service Kit — Pacific • Contains Components Compatible With the Pacific Sensor • Vehicle Types — Lexus
1130K	TPMS Service Kit — Schrader • Contains Components Compatible With the Schrader Sensor • Vehicle Types — Nissan • Comparable to Schrader Accessory Kit 20005
20007	TPMS Service Kit for Nissan • Schrader 20064 and 20161 Sensors • Contains TPMS Valve Cap, Grommet, Nut, and Valve Core • Comparable to Dill Accessory Kit 1080K
2000K	TPMS Service Kit — TRW • Contains Components Compatible With the TRW Sensor • Vehicle Types — Acura, BMW, Honda, Hyundai, and KIA
20013	TPMS Service Kit • Dodge / Chrysler / Jeep • Includes the 1/2 Eggshell Aluminum Grommet Seat
20014	Replacement Sleeve of 50 • 20014 Service Packs for Nissan
20019	TPMS Service Pack • Honda
20020	TPMS Service Kit • Ford Snap-In • Replacement Stem for Chrysler Sensors: 20066, 28155, and 28154
20030	TPMS Service Pack With Siemens Sensor
20031	TPMS Service Kit • Pacific
20032	Replacement Sleeve of 50 - 20032 Service Packs for Pacific
20036	TPMS Service Kit • TRW Small Valve • Used for Some Acura Vehicles Such as 2004-2006 MDX, 2005-2006 RI, 2006 TI and 2005-2006 MDS Touring • Entire Valve • Short • Hyundai / Kia



1540-20 — OE Sensor Service Kits — Clamp-In *cont'd from previous page*



2010K



2040K



PREM-108



PREM-111



PREM-122



PREM-204



TP545DB

Code	Description
20041	Aluminum Grommet Seat • 1/2 Egg • This is the Piece Between the Sensor and the Base of the Stem That Allows Angling • Part of Service Kits 20013 and 20016
2010K	TPMS Service Kit — Volvo
2020K	TPMS Service Kit — Entire • Kit Replaces Early 2007 GM Vehicles With Entire Sensors
2030K	TPMS Service Kit for Chrysler, Dodge, Jeep, and Some Nissan Models
2040K	TPMS Service Kit • Honda Civic
2045K	TPMS Service Kit • Honda, Acura, KIA, and Hyundai
9066K	20020 Stem With 2030K Service Kit • Complete Set With Replacement Stem and Service Kit Containing Replacement Core, Cap Nut, and Grommet
PREM-102	Service Kit for Many GM and Cadillac Vehicles • 1070K
PREM-103	Service Kit for Chrysler, Mitsubishi, Nissan and Subaru • 1080K
PREM-104	Service Kit for Ford, Lincoln and Mercury SUV's 2003-2006 • 1060K
PREM-108	Service Kit for Chrysler, Dodge, Jeep, Land Rover, Mazda, Mitsubishi, Pontiac and Saturn Vehicles • 1050K
PREM-109	Service Kit for TRW Sensor on Honda and Acura Models • 2000K
PREM-110	Service Kit For Audi, BMW, Mercedes-Benz, Porsche and Volkswagen • 1090K
PREM-111	Service Kit for Honda, Lexus and Toyota Vehicles • 1100K
PREM-112	Service Kit for Infiniti and Nissan SUV's 2004-2006 • 1130K
PREM-115	Service Kit for Various Audi and Volkswagen Models • 1030K
PREM-116T	Service Kit for Hummer, Lexus and Toyota • 1110K
PREM-117	Service Kit for Lexus Vehicles • 1120K
PREM-120	Service Kit for Chrysler, Dodge, Jeep and Mercedes-Benz • 2030K
PREM-122	Service Kits for Schrader Gen J (Collar, Rubber Grommet (Straight), Gray Cap, Core)
PREM-125	Service Kit for 2007 Chevy and GMC Pickups • 2020K
PREM-127	Service Kit for Many Acura, Honda, Hyundai, Kia and Toyota 2007-2014 • 2040K
PREM-129	Service Kit for Several Audi and Volkswagen Vehicles • 1031K
PREM-204	Replacement Clamp-In Valve for Honda Pilot and Ridgeline • 56 mm • 1097
PREM-206B	Replacement Clamp-In Valve for Mercedes-Benz • 1040K
PREM-220	Replacement Clamp-In Valve for Acura, Honda, Hyundai, Kia and Mercedes-Benz • 43 mm
TP545DB	O-Ring Stem for 9.7 mm Valve Hole and 60° Angle for GM, Ford, Ram

1540-40 — Universal Sensor — Clamp-In

Code	Description
7000K	TPMS Redi-Sensor Service Pack • Includes Replacement Valve Cap, Valve Core, Outer Tightening Nut, and Seal Grommet for Both the 7001 and 7004 TPMS Redi-Sensors • Fits Most of the Market Place • Can Be used on the Newer Style Dill 1051 (TG1C)
7020K	TPMS Redi-Sensor Service Pack • Includes Replacement Valve Cap, Valve Core, Outer Tightening Nut, and Two Piece Rubber and Metal Grommet for Both the 7001 and 7004 TPMS Redi-Sensors • Mainly Fits Volvo, Jag, and Land Rover
PREM-138	Service Kit for VDO Redi-Sensor Which Includes Washer With Cutout
PREM-139	Service Kit for VDO Redi-Sensor



7000K

1540-50 — Dress Up Kits

Code	Description
22005	TPMS Snap-In Dress Up Kit
930-SC	TPMS Chrome Sleeves/Caps to Fit GM Snap-In • 4 Per Package



22005

1540-60 — Banded Sensor Accessories

Code	Description
2-1194	TPMS Strap • Universal
TPCRADLE	TPMS Cradle • Universal



2-1194



TPCRADLE



1540-70 — Cores



Code	Description
100-TP	TPMS Valve Core • 100 Per Box • Special Nickel Plating
20055	TPMS Valve Cores • Electroless Nickel Plated Valve Core for Use With Schrader Tire Pressure Monitoring Systems • 100 / Box
PREM-CORE	Nickel Valve Cores • 100 / Box

1540-80 — Caps



Code	Description
17-492L-1	Long Black Plastic TPMS Caps With Seal • 100 Per Box
17-492LG-1	Long Green Plastic TPMS Caps With Seal • 100 Per Box
20395	TPMS Plastic Sealing Cap • This is the Preferred Plastic Sealing Cap for Use With Tire Pressure Monitoring Systems • 100 Per Box
20495	TPMS Metal Sealing Cap • This is the Preferred Metal (Non-Brass) Sealing Cap for Use With Tire Pressure Monitoring Systems • 100 Per Box
20595	TPMS Plastic Black Sealing Snap-In Valve Cap
20695	TPMS Plastic Green Sealing Snap-In Valve Cap • Sold Individually
630-N	Valve Cap • 100 Per Box • Grey Plastic Sealing Cap
PREM-TPMSCAP	TPMS Valve Caps • 100 Per Box
TR25306	TPMS Grey Sealing Cap • 100 Per Box

1540-90 — Starter Kits



591300



7300

Code	Description
20598	TPMS Service Kit • 96 Kits • Includes: (8) 20002, (8) 20003, (8) 20004, (8) 20008, (8) 20013, (8) 20014, (8) 20020, (8) 20021, (8) 20023, (8) 20030, (8) 20032, and (8) 20036
591300	TPMS Service Pack Kit • Includes 68 Service Packs and 16 Rubber Snap-In Valves
7100	TPMS Kit: 76 Kits, 20 Caps, 20 Cores, (4) 930-SC Chrome Sleeves, (6) VS-930, (1) 5414, (1) 8910, and (1) 8911 • Kits Include: (4) 1030K, (6) 1050K, (6) 1060K, (6) 1070K, (6) 1080K, (6) 1090K, (6) 1100K, (6) 1110K, (6) 1130K, (6) 2000K, (4) 2010K, (4) 2020K, (4) 2030K, and (4) 2040K
7300	TPMS Stem Assortment Kit • Includes: (4) 1040K, (2) 1092, (2) 1093, (2) 1094, (2) 1095, (2) 1096, (2) 1097, (2) 1098K, (4) VS-950, (4) VS-1010, (4) 9066K, (4) VS-925A, (4) VS-925B, (4) VS-925C, (2) VS-965, and (4) VS-70

1550-10 — Tool Kits

Code	Description
17-168	TPMS Mechanical Tool Bundle • Complete With Torque Wrench, Core Tool, Grommet Tool, and Many More
8100	TPMS Tool Kit Includes: 20-200 In-Lb Torque Wrench 3/8" Drive 3/8" Drive x 11 mm Socket and 3/8" Drive x 12 mm Socket 5414 Valve Core Torque Driver 3.5 - 4.0 In-Lb 5415 T-10 Torque Driver 12.5 In-Lb 5435 T-20 Torque Driver for Beru Valve 35 In-Lb 5417 Beru Valve Stem Holding Tool 4700 Aluminum Grommet Removal Tool 8910 3-Way TPMS Valve Fishing Tool 8911 4-Way TPMS Nut Removal / Grommet Seating Tool
HAM-313	TPMS Tool Kit With Carry Case • Includes: Calibrated Torque Tool, 7 mm Hex Socket, 11 mm Hex Socket, 12 mm Hex Socket, Torx 10 Bit, Torx 15 Bit, Torx 20 Bit, Valve Core Torque Tool, Grommet Removal Tool and T6 Torx Screwdriver







1550-20 — Valve Core Torque Tools



Code	Description
17-173	TPMS Torque Valve Core Tool • Maintenance Free Precision Ratchet Mechanism • Safely Tightens Valve Cores to Specifications Mandated for Most TPMS Sensor Valves
20141	TPMS Valve Core Tool • Tighten Valve Cores to OE Specifications • 3-5 Inch / Pounds • Serves as Both Core Remover and Installer
5414	TPMS Valve Core Tool • Preset to Proper Torque That Meets TRA Standards
A-TVCT	Valve Core Screwdriver Tool With Preset Torque
TVCT	TPMS Torque Valve Core Tool • Maintenance Free Precision Ratchet Mechanism • Safely Tightens Valve Cores to Specifications Mandated for Most TPMS Sensor Valves

1550-30 — Torx Tools

	Code	Description
	20140	TPMS Snap-In Torque Tool • Installs Replacement Snap-In Valves to Schrader OE Sensors • T-10 Torx Head Installs Screws to Recommended Torque for Proper Sealing and Secure Installation
	5415	TPMS Snap in T-10 Torque Tool for Screw
	5415-1	5415 - T10 Replacement Tips • 5 Per Package
	TR25985	TPMS Snap-In T-10 Torque Tool • Specially Designed Tool Tightens the T-10 Screws to Exactly 11.5 Inch / Pounds for Correct TPMS Application • Also Comes With 1 Replacement Tip

1550-40 — Nut Torque Wrenches



Code	Description
5103	Micro Torque Wrench 20-200 Inch / Pounds • 3/8" Drive
D1F100HA	1/4" Drive TPMS Torque Wrench With Dial Face • Features an Audible Signal • Made Specifically for TPMS Applications • Ranges 0-100 Inch / Pounds • Made in the USA
M1R50H	1/4" Drive Click Type Torque Wrench • Micrometer Adjustable • High Quality • USA Made • Range 10-50 Inch / Pounds
TR1015	1/4" Nut Driver and 11 mm / 12 mm Socket Kit

1550-50 — Install / Removal Tools



Code	Description
20144	Grommet Removal Tool
5010	USA Made Hex Nut Removal Kit • Safely Remove a Seized TPMS Valve Stem — No Risk of Damaging the Wheel
8910	3-Way TPMS Valve Fishing Tool

1560-10 — Retrofit Kits



Code	Description
1504-416	Trailer TPMS Kit — 4 Wheels • 0.453" Rim Hole
1504-572	Trailer TPMS Kit — 4 Wheels • 0.625" Rim Hole • Brass Stems
1506-453	Trailer TPMS Kit — 6 Wheels • 0.453" Rim Hole
1506-555	Trailer TPMS Kit — 6 Wheels • 0.390" Rim Hole
1506-572	Trailer TPMS Kit — 6 Wheels • 0.625" Rim Hole • Brass Stems
1508-453	Trailer TPMS Kit — 8 Wheels • 0.453" Rim Hole
1508-555	Trailer TPMS Kit — 8 Wheels • 0.390" Rim Hole
1508-572	Trailer TPMS Kit — 8 Wheels • 0.625" Rim Hole • Brass Stems
1510-453	Trailer TPMS Kit — 10 Wheels • 0.453" Rim Hole
1510-572	Trailer TPMS Kit — 10 Wheels • 0.625" Rim Hole • Brass Stems
SCHRFK4S	Solar Powered and Wireless TPMS Retrofit System • Features Pressure by Location With Real Time Monitoring • Audio and Visual Warnings • Easy to Use • Convertible Units PSI / BAR • Includes Display Monitor and 4 Specific TPMS Sensors Unique to This Retrofit System



1560-20 — Sensors

Code	Description
29015	Replacement Snsors for SCHRFK4S • Torque 11.5 IN-LBS • 433 Mhz



Part # — Page

2-1194 — 15-17
 17-140 — 15-2
 17-144 — 15-2
 17-144 — 15-4
 17-144-2 — 15-5
 17-168 — 15-19
 17-173 — 15-19
 17-492L-1 — 15-18
 17-492LG-1 — 15-18
 17-20008 — 15-12
 17-20018 — 15-12
 17-20020 — 15-14
 17-43016 — 15-12
 17-43019 — 15-14
 17-43041 — 15-8
 17-43046 — 15-12
 17-43049 — 15-14
 17-50392 — 15-14
 17-50393 — 15-14
 17-50397 — 15-12
 100-TP — 15-18
 630-N — 15-18
 930-SC — 15-17
 1030K — 15-15
 1040K — 15-15
 1050K — 15-15
 1051 — 15-11
 1060K — 15-15
 1070K — 15-15
 1080K — 15-15
 1090K — 15-15
 1092 — 15-15
 1093 — 15-15
 1094 — 15-15
 1096 — 15-15
 1097 — 15-15
 1100K — 15-15
 1110K — 15-15
 1120K — 15-15
 1130K — 15-15
 1204A — 15-11
 1205 — 15-11
 1206A — 15-11
 1208 — 15-11
 1209 — 15-11
 1212 — 15-11
 1214 — 15-11
 1216 — 15-11
 1218 — 15-11
 1504-416 — 15-21
 1504-572 — 15-21
 1506-453 — 15-21
 1506-555 — 15-21
 1506-572 — 15-21
 1508-453 — 15-21
 1508-555 — 15-21
 1508-572 — 15-21
 1510-453 — 15-21
 1510-572 — 15-21
 2000K — 15-15
 2010K — 15-16
 2020K — 15-16
 2030K — 15-16
 2040K — 15-16
 2045K — 15-16
 5001 — 15-10
 5010 — 15-20
 5103 — 15-20
 5256 — 15-12
 5328 — 15-12
 5414 — 15-19
 5415 — 15-20
 5415-1 — 15-20
 5514 — 15-12
 5556 — 15-12
 5775 — 15-11
 6815 — 15-11
 7000K — 15-17
 7001 — 15-10

Part # — Page

7001HP-R — 15-10
 7002 — 15-10
 7002-R — 15-10
 7003 — 15-10
 7003-R — 15-10
 7004 — 15-10
 7004-R — 15-10
 7020K — 15-17
 7100 — 15-18
 7300 — 15-18
 8100 — 15-19
 8910 — 15-20
 9066K — 15-16
 20007 — 15-15
 20013 — 15-15
 20014 — 15-15
 20018 — 15-12
 20019 — 15-15
 20020 — 15-14
 20020 — 15-15
 20030 — 15-15
 20031 — 15-15
 20032 — 15-15
 20036 — 15-15
 20041 — 15-16
 20055 — 15-18
 20140 — 15-20
 20141 — 15-19
 20144 — 15-20
 20153 — 15-11
 20158 — 15-12
 20280 — 15-11
 20315 — 15-11
 20395 — 15-18
 20398 — 15-11
 20495 — 15-18
 20595 — 15-18
 20598 — 15-18
 20695 — 15-18
 21290 — 15-7
 22005 — 15-17
 25078-4 — 15-14
 25080-4 — 15-14
 25082-4 — 15-14
 25083-4 — 15-14
 28206 — 15-12
 28308 — 15-11
 28342 — 15-12
 28370 — 15-12
 28434 — 15-11
 33500S — 15-8
 33700 — 15-8
 33900 — 15-8
 34000 — 15-14
 34010 — 15-14
 590886 — 15-8
 590887 — 15-8
 590906 — 15-14
 590910 — 15-14
 590916 — 15-12
 591300 — 15-18
 A-20008 — 15-12
 AT-OBD3-0000 — 15-6
 AT-OBD5-M — 15-5
 AT-TS56 — 15-2
 A-TVCT — 15-19
 AUT-1-SENSOR — 15-8
 AUT-CV-001 — 15-14
 AUT-CV-002 — 15-14
 AUT-CV-003 — 15-14
 AUT-IM608 — 15-2
 AUT-MS906CV — 15-2
 AUT-MS908CV — 15-2
 AUT-MSCHRY128 — 15-5
 AUT-MXSENSMVK — 15-14
 AUT-MXSENSRVK — 15-12
 AUT-PVS01 — 15-6
 AUT-TS508 — 15-2
 AUT-TS508 — 15-4
 AUT-TS508-OBDD — 15-5

Part # — Page

AUT-TS508WF — 15-2
 AUT-TS608 — 15-2
 AUT-TS608 — 15-4
 AUT-TS608-1YR — 15-5
 AUT-VCIMINI — 15-5
 D1F100HA — 15-20
 HAM-213B — 15-13
 HAM-313 — 15-19
 M1R50H — 15-20
 MAXISYSELITE — 15-3
 PREM-102 — 15-16
 8910 — 15-20
 PREM-104 — 15-16
 PREM-108 — 15-16
 PREM-109 — 15-16
 PREM-110 — 15-16
 PREM-111 — 15-16
 PREM-112 — 15-16
 PREM-115 — 15-16
 20020 — 15-15
 PREM-116T — 15-16
 PREM-117 — 15-16
 PREM-120 — 15-16
 PREM-122 — 15-16
 PREM-125 — 15-16
 PREM-127 — 15-16
 PREM-129 — 15-16
 PREM-138 — 15-17
 PREM-139 — 15-17
 20144 — 15-20
 PREM-204 — 15-16
 PREM-206B — 15-16
 PREM-207 — 15-13
 PREM-208 — 15-13
 PREM-210 — 15-13
 PREM-211 — 15-13
 PREM-215A — 15-13
 PREM-218 — 15-14
 PREM-220 — 15-16
 PREM-228 — 15-14
 PREM-231 — 15-14
 PREM-231C — 15-14
 PREM-CLAMPIN — 15-14
 PREM-CORE — 15-18
 PREM-FORD1 — 15-11
 PREM-H46 — 15-3
 PREM-H46 — 15-4
 PREM-H46-OBDD — 15-5
 PREM-H47 — 15-3
 PREM-H47 — 15-4
 PREM-ONE — 15-8
 PREM-SNAPIN — 15-13
 PREM-TPMSB20 — 15-7
 PREM-TPMSB47 — 15-7
 PREM-TPMSB100 — 15-7
 PREM-TPMSCAP — 15-18
 RS1-315A — 15-8
 RS2-315R — 15-8
 RS4-433A — 15-8
 RS4-433R — 15-8
 SCHRFK4S — 15-21
 SW55-0001 — 15-5
 SW56-0001 — 15-5
 SW56-0003 — 15-5
 TP545DB — 15-16
 TPCRADLE — 15-17
 TR1015 — 15-20
 TR25306 — 15-18
 TR25985 — 15-20
 TVCT — 15-19
 VS-20 — 15-13
 VS-30 — 15-13
 VS-35 — 15-14
 VS-40 — 15-14
 VS-65 — 15-13
 VS-70 — 15-14
 VS-80 — 15-13
 VS-90 — 15-13
 VS-241 — 15-14
 VS-925A — 15-14
 VS-925C — 15-14
 VS-950 — 15-13

Part # — Page

VT56 — 15-4
 WRT200PRO — 15-3
 WRT200SUL1 — 15-5
 WRT300PROC — 15-3
 WRT300PROC — 15-4
 WRT300PROSUL1 — 15-5
 WRT300PROSUL2 — 15-5
 WRT300PROSUL3 — 15-5
 WRT400POBDC — 15-5
 WRT400PROSUL1 — 15-5
 WRT400PROSUL2 — 15-5
 WRT400PROSUL3 — 15-5
 WRT400PWS — 15-6
 WRT400SUL1 — 15-5
 WRT500SUL1 — 15-5
 WRT500SUL2 — 15-5
 WRT500SUL3 — 15-5
 WRTOBD002 — 15-5
 WRTPLACARD25 — 15-6
 WRTPLACARD100 — 15-6
 WRTPROQIPAD — 15-6
 WRTPROWMC — 15-6
 WRTPROWMP — 15-6
 WRTQIPWS — 15-6
 WRTRST50 — 15-6

T

TPMS

Aftermarket Systems
 Retrofit Kits: 15-21

Mechanical Tools

Install / Removal Tools: 15-20
 Nut Torque Wrenches: 15-20
 Tool Kits: 15-19
 Torx Tools: 15-20
 Valve Core Torque Tools: 15-19

OE Replacement Sensors

Clamp-In Sensors Complete: 15-11, 15-12
 Snap-In Sensors: 15-11

Replacement TPMS Valves

Replacement Aluminum Valves: 15-14
 Replacement Rubber Valves: 15-12, 15-13

Scan Tools

Accessories: 15-6
 OBD Cables: 15-5
 Scan Tools: 15-2, 15-3
 Software Licenses: 15-5
 TPMS Bundles: 15-7
 TPMS Tool Comparison Chart: 15-4

Service Kits

Banded: 15-17
 Caps: 15-18
 Cores: 15-18
 Dress Up Kits: 15-17
 OE Sensor Service Kits - Clamp-In: 15-15, 15-16
 Starter Kits: 15-18
 Universal Sensor - Clamp-In: 15-17

Universal Replacement Sensors

Multi-Protocol Sensors: 15-10
 Programmable Sensors: 15-8
 TPMS Sensor Comparison Chart: 15-9





DID YOU KNOW PREMA CARRIES A FULL LINE OF TIRE REPAIR EQUIPMENT AND SUPPLIES AND IS IN YOUR AREA?

An extensive line of brand name products, all competitively priced.

Tire Repair Materials & Chemicals

Radial Repairs
Bias Repairs
Agriculture Repairs
OTR Repairs
Tube Stems
Universal Repairs
Combi Patch/Plugs
Pre-Buff Cleaners
Vulcanizing Cements
Over-Buff Sealers
Bead Sealers

Lifting Tools

Bottle Jacks
Hydraulic Rams
Lift Pads
Floor Jacks
Jack Stands
Forklift Jacks
Garage Jacks
Bladder Jacks

Service Chemicals

Mounting Compound
Murphy's Liquid Lubricants
Brake Cleaner
Penetrants
Universal Paste
SKID
Silicone Sprays
Tire Sealant
Tire Paint
Tire Shine
Winter Lubricants

Shop Supplies & Equipment

Hand Cleaner
Tire Bags
Dunk Tanks
Work Gloves
Nitrile Gloves
Seat Gloves
Seat Covers
Tire Carts
Floor Mats

Tire Repair Tools

Brushes
Adaptors
Reamers
Probe Tools
Scrapers
Carbide Cutters
Insert Tools
Buffing Stones
Tire Spreaders

Wheel Weights & Balancing Beads

Passenger Weights
Truck Weights
3M Balancing System
Coloured Weights
Zinc Weights
Steel Weights
Magnum Balancing Beads
Counteract Balancing Beads

Wheel Balancing Tools

Adhesive Wheel Weight Remover
Wheel Weight Hammers
Haweka Flange Plates
Duo Collets
Haweka Quick Plates
Haweka Quick Nuts
Replacement Shafts
Cones

Air Tools & Accessories

IR Impact Wrenches
IR Replacement Parts
CP Impact Wrenches
CP Replacement Parts
Tool Covers
Sockets
Ratchets
3M Abrasives
Grinders
Buffers
Needle Scalers

Valves

Passenger
Truck
OTR
Air Liquid
Super Large Bore
Straight or Bent Caps & Cores
Brass or Nickel Alcoa Valves
Enki Valves
4-Way Tools
Fishing Tools
Double Seal Caps
Installation Tools
Grommets
O-Rings

Wheel Service Tools & Equipment

Bead Breakers
Torque Wrenches
Bead Blasters and Bazookas
Hydraulic Pumps
Fasteners (Nuts, Studs & Clamps)
Tire Irons & Bead Hammers
Calcium Pumps
Wheel Guards
Mount/Demount Tools
Hydraulic Rams

Gauges & Air Controls

Pencil Gauges
Master Gauges
Truck Gauges
Inflation Gauges
Calibratable Gauges
Digital Gauges
AI Liquid
Chucks
Nipples
Couplers
Bushings
Crimpers
Hoses
Ferrules
Manifolds
Whip Hoses

TPMS

EZ-Sensor
Redi-Sensor
OE Replacement
Sensors
Replacement Valves
Scan Tools (w/OBD)
Service Kits
Torque Wrenches
T-10 & T-20 Screw
Drivers
Core Tools

Retread

Envelopes
Rasps
Grinding Stones
Carbide Cutters
Hub Lube
Mold Release
Rope Rubber
Sprayers
Blades
Cement
Cushion Rubber
Poly Film
Wicking Pads
Staples

Section Repair

Vulcanizers
Cushion Rubber
Cup Cutters
Carbide Cutters
Tire Stands
HD Skivers
Hand Tools
Flex Shaft Buffers
Rope Rubber
Rasps
Grinding Stones

Miscellaneous

Tire Studs
Stud Guns
Jaw Covers
Duckheads
Plastic Inserts
Brake Lathe Bits
O-Rings
Arctic O-Rings

Your Authorized Distributor

Prema Canada

3230 Mainway - Unit 3, Burlington, ON L7M 1A5
Toll Free: 1.800.268.6311
Phone: 905.628.2303
Fax: 905.628.3646
Inquires: sales@premacanada.ca
www.premacanada.ca

Distributor contact information also available at www.premacanada.ca