




IMPACT SOCKETS



-  1/4" Drive Impact Sockets
-  3/8" Drive Impact Sockets
-  1/2" Drive Impact Sockets
-  3/4" Drive Impact Sockets
-  1" Drive Impact Sockets
-  #5 Spline Drive Impact Sockets

Tire and Wheel Service Solutions

Prema Canada is one of the largest distributors of tire and wheel service supplies and is a market leader in delivering a total supply solution to the tire industry in Canada. Founded in 1954 as Loomis Root Canada Ltd, the company has evolved from a small, regional automotive and retread supply distributor into a focused network of independent tire and wheel service supply Distributors servicing the entire country from coast to coast.

www.premacanada.ca

Wherever You Are Coast to Coast



ALBERTA 8

- Northern 2
- Edmonton 2
- Central 2
- Calgary 1
- Southern Alberta 1

ONTARIO 17

- North Western 1
- North Eastern 1
- South Western 3
- Central 8
- Eastern 4

QUEBEC 6

- Northern 1
- Gatineau 1
- Montreal 1
- Southshore 1
- Quebec City 2

SASKATCHEWAN 4

- Northern 2
- Southern 2

BRITISH COLUMBIA 11

- Northern 3
- Vancouver Island 2
- Lower Mainland 2
- Interior 4

ATLANTIC CANADA 5

- New Brunswick 1
- Nova Scotia and PEI 2
- Newfoundland 2

MANITOBA 4

- West 1
- East 3

TABLE OF CONTENTS

	<i>Page</i>
3310 — 1/4" Drive Impact Sockets	33-2
3320 — 3/8" Drive Impact Sockets	33-2
3330 — 1/2" Drive Impact Sockets	33-5
3340 — 3/4" Drive Impact Sockets	33-12
3350 — 1" Drive Impact Sockets	33-18
3360 — #5 Spline Drive Impact Sockets	33-22



PREMA

**Tire and Wheel
Service Solutions**

3310-22 — Metric 6 Point Deep

1/4" Drive 6 Point Metric Deep Surface Sockets • Specially Designed With a Hex Opening That Allows for Quick Engagement of a Fastener



908MDS

Code	Description	Size
908MDS	1/4" Drive 6 Point Metric Deep	8 mm
909MDS	1/4" Drive 6 Point Metric Deep	9 mm
911MDS	1/4" Drive 6 Point Metric Deep	11 mm
912MDS	1/4" Drive 6 Point Metric Deep	12 mm
913MDS	1/4" Drive 6 Point Metric Deep	13 mm

3310-89 — Torx Drivers



908ET

Code	Description	Star Size
908ET	1/4" Drive x E8 External Star Impact Socket	E8

3310-90 — Adaptors

1/4" Hex to Square Drive Drill Chuck Adaptors With Spring Loaded Friction Ball Retainer • These Adaptors Allow the Use of Impact Sockets on a Standard Drill Chuck and Are Especially Useful With Magnetic Sockets



1412HA

Code	Description	Hex Drive	Square Drive	Length
1412HA	1/4" Hex to Square Drive Drill Chuck Adaptor	1/4"	1/2"	2"
1414HA	1/4" Hex to Square Drive Drill Chuck Adaptor	1/4"	1/4"	2"
1438HA	1/4" Hex to Square Drive Drill Chuck Adaptor	1/4"	3/8"	2"

3320 — 3/8" Drive Impact Sockets

3320-10 — Metric 6 Point Sets



Code	Description	Sizes
1213M	13 Piece 3/8" Drive Standard Length Metric Set in a Molded Storage Case	7 mm, 8 mm, 9 mm, 10 mm, 11 mm, 12 mm, 13 mm, 14 mm, 15 mm, 16 mm, 17 mm, 18 mm, and 19 mm

3320-15 — Metric 6 Point Magnetic

Code	Description	Size
1013MG	3/8" Drive Standard Length Metric Magnetic Socket	13 mm



3320-20 — Metric 6 Point Deep Sets

Code	Description	Sizes
1213MD	13 Piece 3/8" Drive Deep Length Metric Set in a Molded Storage Case	7 mm, 8 mm, 9 mm, 10 mm, 11 mm, 12 mm, 13 mm, 14 mm, 15 mm, 16 mm, 17 mm, 18 mm, and 19 mm



3320-40 — Metric 12 Point Sets

Code	Description	Sizes
1203M	13 Piece 3/8" Drive Standard Length Metric Impact Set in a Molded Storage Case	7 mm, 8 mm, 9 mm, 10 mm, 11 mm, 12 mm, 13 mm, 14 mm, 15 mm, 16 mm, 17 mm, 18 mm, and 19 mm
1203MD	313 Piece 3/8" Drive Deep Length Metric Impact Set in a Molded Storage Case	7 mm, 8 mm, 9 mm, 10 mm, 11 mm, 12 mm, 13 mm, 14 mm, 15 mm, 16 mm, 17 mm, 18 mm, and 19 mm



1203MD

3320-50 — SAE 6 Point Sets

Code	Description	Sizes
1213	12 Piece 3/8" Drive Standard Length Impact Set in a Molded Storage Case	5/16", 3/8", 7/16", 1/2", 9/16", 5/8", 11/16", 3/4", 13/16", 7/8", 15/16", and 1"



3320-55 — SAE 6 Point Deep

Code	Description	Sizes
1028D	3/8" Drive x 7/8" Hex Deep Length Impact Socket	7/8"
1213SD	12 Piece 3/8" Drive Semi-Deep Length Impact Set in a Molded Storage Case	5/16", 3/8", 7/16", 1/2", 9/16", 5/8", 11/16", 3/4", 13/16", 7/8", 15/16", and 1"



1028D



1213SD

3320-85 — Pipe Plug SAE Sets



<i>Code</i>	<i>Description</i>	<i>Size</i>
1010FP	3/8" Drive Standard Length Square Female Pipe Plug Socket • 4 Point	5/16"

3320-86 — Pipe Plug SAE



1012FP

<i>Code</i>	<i>Description</i>	<i>Size</i>
1009FP	3/8" Drive Standard Length Square Female Pipe Plug Socket • 4 Point	9/32"
1012FP	3/8" Drive Standard Length Square Female Pipe Plug Socket • 4 Point	3/8"

3320-89 — Torx Drivers



<i>Code</i>	<i>Description</i>	<i>Sizes</i>
1200T	9 Piece 3/8" Drive Standard Length Internal Star Impact Drive Set in a Molded Storage Case	1120T (T20), 1125T (T25), 1127T (T27), 1130T (T30), 1140T (T40), 1145T (T45), 1147T (T47), 1150T (T50), 1155T (T55)

3320-90 — Adaptors



<i>Code</i>	<i>Description</i>	<i>Size</i>
1138A	3/8" Drive Adaptor	3/8" Female x 1/2" Male

3320-92 — Extensions



1143E



1146E

<i>Code</i>	<i>Description</i>
1143E	3/8" Drive • 3" Extension
1146E	3/8" Drive • 6" Extension

3330-04 — SAE and Metric 6 Point Deep Sets

Code	Description	Sizes
1512DM	30 Piece SAE and Metric Deep Socket Set	13 Piece Fractional Deep Length Sizes: 7/16", 1/2", 9/16", 5/8", 11/16", 3/4", 13/16", 7/8", 15/16", 1", 1-1/16", 1-1/8", 1-1/4"; 14 Piece Metric Deep Length Sizes: 10 mm, 11 mm, 12 mm, 13 mm, 14 mm, 15 mm, 16 mm, 17 mm, 18 mm, 19 mm, 21 mm, 22 mm, 26 mm, 27 mm; 2 Piece Extra-Thin Wall Flip Sockets: 3/4 x 13/16", 19 x 21 mm; Extension: 1/2" Drive x 3" With Friction Ball



3330-06 — SAE and Metric 6 Point Flip Socket Sets

Code	Description	Sizes
1504FW	1/2" Drive Thin Wall Flip Socket Set • 4-Pack	2346D (3/4" x 13/16"), 2392D (19 mm x 21 mm), 2349D (7/8" x 15/16"), and 2351D (1" x 1-1/16")



3330-08 — SAE and Metric 6 Point Thin Wall Sets

Code	Description	Sizes
1500DW	12 Piece 1/2" Drive Extra Thin-Wall SAE and Metric Impact Socket Set	5 Piece Fractional Extra-Thin Wall Sizes: 3/4", 13/16", 7/8", 1", 1-1/16"; 5 Piece Metric Extra-Thin Wall Sizes: 17 mm, 19 mm, 21 mm, 22 mm, 23 mm; 2 Pieces Extra-Thin Wall Flip Sockets 3/4 x 13/16", 19 x 21 mm
1511TP	11 Piece 1/2" Drive Extra Thin Wall Protector Impact Sockets	Fractional Sizes: 3/4", 13/16", 7/8", 15/16", 1", 1-1/16"; Metric Sizes: 17 mm, 19 mm, 21 mm, 22 mm, 23 mm
PREM-1511TP		



3330-10 — Metric 6 Point Sets

Code	Description	Sizes
1412M	14 Piece 1/2" Drive Standard Metric Impact Socket Set	10 mm, 11 mm, 12 mm, 13 mm, 14 mm, 15 mm, 16 mm, 17 mm, 18 mm, 19 mm, 21 mm, 22 mm, 26 mm 27 mm



3330-11 — Metric 6 Point

Code	Description	Size
2017M	1/2" Drive Metric 6 Point Standard Length Impact Socket	17 mm
2019M	1/2" Drive Metric 6 Point Standard Length Impact Socket	19 mm
2021M	1/2" Drive Metric 6 Point Standard Length Impact Socket	21 mm
2022M	1/2" Drive Metric 6 Point Standard Length Impact Socket	22 mm
2024M	1/2" Drive Metric 6 Point Standard Length Impact Socket	24 mm



2019M

3330-12 — Metric 6 Point Magnetic Sets

Code	Description	Sizes
1512MG	12 Piece 1/2" Drive Metric Magnet Socket Set	10 mm, 11 mm, 12 mm, 13 mm, 14 mm, 15 mm, 16 mm, 17 mm, 18 mm, 19 mm, 20 mm, 21 mm



3330-14 — Metric 6 Point Deep Sets



1412MD



PREM-1412MD

Code	Description	Sizes
1412MD	14 Piece 1/2" Drive Deep Metric Impact Socket Set	10 mm, 11 mm, 12 mm, 13 mm, 14 mm, 15 mm, 16 mm, 17 mm, 18 mm, 19 mm, 21 mm, 22 mm, 26 mm 27 mm
PREM-1412MD		

3330-15 — Metric 6 Point Deep



2016MD



PREM-2021MD

Code	Description	Size
2011MD	1/2" Drive Metric 6 Point Deep Length Impact Socket	11 mm
2013MD	1/2" Drive Metric 6 Point Deep Length Impact Socket	13 mm
2014MD	1/2" Drive Metric 6 Point Deep Length Impact Socket	14 mm
2015MD	1/2" Drive Metric 6 Point Deep Length Impact Socket	15 mm
2016MD	1/2" Drive Metric 6 Point Deep Length Impact Socket	16 mm
2017MD	1/2" Drive Metric 6 Point Deep Length Impact Socket	17 mm
2018MD	1/2" Drive Metric 6 Point Deep Length Impact Socket	18 mm
2019MD	1/2" Drive Metric 6 Point Deep Length Impact Socket	19 mm
2020MD	1/2" Drive Metric 6 Point Deep Length Impact Socket	20 mm
PREM-2021MD	1/2" Drive Metric 6 Point Deep Length Impact Socket	21 mm
2021MD	1/2" Drive Metric 6 Point Deep Length Impact Socket	21 mm
2022MD	1/2" Drive Metric 6 Point Deep Length Impact Socket	22 mm
2023MD	1/2" Drive Metric 6 Point Deep Length Impact Socket	23 mm
2024MD	1/2" Drive Metric 6 Point Deep Length Impact Socket	24 mm
2025MD	1/2" Drive Metric 6 Point Deep Length Impact Socket	25 mm
2026MD	1/2" Drive Metric 6 Point Deep Length Impact Socket	26 mm
2028MD	1/2" Drive Metric 6 Point Deep Length Impact Socket	28 mm
2029MD	1/2" Drive Metric 6 Point Deep Length Impact Socket	29 mm
2030MD	1/2" Drive Metric 6 Point Deep Length Impact Socket	30 mm
2033MD	1/2" Drive Metric 6 Point Deep Length Impact Socket	33 mm
2035MD	1/2" Drive Metric 6 Point Deep Length Impact Socket	35 mm

3330-18 — Metric 6 Point Protector Thin Wall Sets



1503TP



PREM-1503TP

Code	Description	Sizes
1503TP	3 Piece 1/2" Drive Deep Length Extra Thin Wall Protector Impact Set	17 mm, 19 mm, 21 mm
PREM-1503TP		

3330-21 — Metric 6 Point Thin Wall Flip

Code	Description	Size
2190D	1/2" Drive Flip Socket Deep	21 mm x 21.5 mm
2191D	1/2" Drive Flip Socket Deep	22 mm x 22.5 mm
2392D	1/2" Drive Flip Socket Thin Wall	19 mm x 21 mm
PREM-2392D		



2190D



PREM-2190D

3330-23 — Metric 6 Point Extra Thin Wall

Code	Description	Size
2017MDT	1/2" Drive Extra Thin Wall Deep	17 mm
2017MTP	1/2" Drive Extra Thin Wall Protector Socket	17 mm
2019MDT	1/2" Drive Extra Thin Wall Deep	19 mm
2019MTP	1/2" Drive Extra Thin Wall Protector Socket • Dark Blue	19 mm
2021MDT	1/2" Drive Extra Thin Wall Deep	21 mm
2021MTP	1/2" Drive Extra Thin Wall Protector Socket	21 mm
2022MDT	1/2" Drive Extra Thin Wall Deep	22 mm
2022MTP	1/2" Drive Extra Thin Wall Protector Socket • Orange	22 mm
2024DT	1/2" Drive Extra Thin Wall Deep	3/4"
2026DT	1/2" Drive Extra Thin Wall Deep	13/16"
2028DT	1/2" Drive Extra Thin Wall Deep	7/8"



2017MDT



2019MDP



2026DT

3330-25 — Metric 6 Point Extra Thin Wall Flip

Code	Description	Size
2192DT	1/2" Drive Flip Socket Extra Thin Wall	19 mm x 21 mm
PREM-2192DT		



2192DT



PREM-2192DT

3330-28 — Metric 6 Point Universal Sets

Code	Description	Sizes
1313UM	13 Piece 1/2" Drive Metric 6 Point Universal Socket Set	12 mm, 13 mm, 14 mm, 15 mm, 16 mm, 17 mm, 18 mm, 19 mm, 20 mm, 21 mm, 22 mm, 23 mm, 24 mm



3330-30 — Metric Hex Sets

Code	Description	Sizes
1498MH	10 Piece 1/2" Drive Metric Hex Driver Set	6 mm, 7 mm, 8 mm, 10 mm, 12 mm, 14 mm, 15 mm, 17 mm, 18 mm, 19 mm



3330-41 — Metric 12 Point



2112M

Code	Description	Size
2112M	1/2" Drive Metric 12 Point Standard Socket	12 mm
2118M	1/2" Drive Metric 12 Point Standard Socket	18 mm
2124M	1/2" Drive Metric 12 Point Standard Socket	24 mm
2133M	1/2" Drive Metric 12 Point Standard Socket	33 mm

3330-45 — Metric 12 Point Deep



2119MD

Code	Description	Size
2113MD	1/2" Drive Metric 12 Point Deep Impact Socket	13 mm
2114MD	1/2" Drive Metric 12 Point Deep Impact Socket	14 mm
2115MD	1/2" Drive Metric 12 Point Deep Socket	15 mm
2116MD	1/2" Drive Metric 12 Point Deep Socket	16 mm
2117MD	1/2" Drive Metric 12 Point Deep Impact Socket	17 mm
2119MD	1/2" Drive Metric 12 Point Deep Socket	19 mm
2133MD	1/2" Drive Metric 12 Point Deep Socket	33 mm

3330-47 — Metric Specialty



2017MF



2189D



60443

Code	Description	Size
2017MF	1/2" Drive Mercedes Flower Socket	17 mm
2189D	1/2" Drive Lug Socket	18.5 mm x 19.5 mm
60443	5 Piece Half Size Flip Socket Set With Storage Case, 4 Common Half Sizes for Damaged or Distorted Caps and a Knockout Bar	18.5 mm, 21 mm, 21.5 mm, 22 mm


3330-49 — SAE 5 Point



20265B

Code	Description	Size
20265B	1/2" Drive SAE Standard 5 Point Socket	13/16"

3330-50 — SAE 6 Point Sets



1312



1319

Code	Description	Sizes
1312	13 Piece 1/2" Drive Standard SAE Impact Socket Set	7/16", 1/2", 9/16", 5/8", 11/16", 3/4", 13/16", 7/8", 15/16", 1", 1-1/16", 1-1/8", 1-1/4"
1319	19 Piece 1/2" Drive SAE Standard Socket Set	3/8", 7/16", 1/2", 9/16", 5/8", 11/16", 3/4", 13/16", 7/8", 15/16", 1", 1-1/16", 1-1/8", 1-3/16", 1-1/4", 1-5/16", 1-3/8", 1-7/16", 1-1/2"

3330-51 — SAE 6 Point

Code	Description	Size
2028R	1/2" Drive SAE 6 Point Standard Impact Socket	7/8"
2030R	1/2" Drive SAE 6 Point Standard Impact Socket	15/16"
2036R	1/2" Drive SAE 6 Point Standard Impact Socket	1-1/8"
2042R	1/2" Drive SAE 6 Point Standard Impact Socket	1-5/16"
2048R	1/2" Drive SAE 6 Point Standard Impact Socket	1-1/2"



2028R



2042R

3330-54 — SAE 6 Point Deep Sets



1312D



1319D



1324D



PREM-1312D

Code	Description	Size
1312D	13 Piece 1/2" Drive Deep SAE Impact Socket Set	7/16", 1/2", 9/16", 5/8", 11/16", 3/4", 13/16", 7/8", 15/16", 1", 1-1/16", 1-1/8", 1-1/4"
PREM-1312D		
1319D	19 Piece 1/2" Drive SAE Deep Socket Set	3/8", 7/16", 1/2", 9/16", 5/8", 11/16", 3/4", 13/16", 7/8", 15/16", 1", 1-1/16", 1-1/8", 1-3/16", 1-1/4", 1-5/16", 1-3/8", 1-7/16", 1-1/2"
1324D	24 Piece 1/2" Drive Deep SAE Impact Socket Set — 20 Pieces Deep Length, 1 Universal Joint, and 3 Extensions With Friction Ball	Deep: 5/16", 3/8", 7/16", 1/2", 9/16", 5/8", 11/16", 3/4", 13/16", 7/8", 15/16", 1", 1-1/16", 1-1/8", 1-3/16", 1-1/4", 1-5/16", 1-3/8", 1-7/16", 1-1/2"; Universal Joint: 1/2"; Extension: 3", 5", 10" With Friction Ball

3330-55 — SAE 6 Point Deep

Code	Description	Sizes
2020D	1/2" Drive SAE 6 Point Deep Impact Socket	5/8"
2022D	1/2" Drive SAE 6 Point Deep Impact Socket	11/16"
2024D	1/2" Drive SAE 6 Point Deep Impact Socket	3/4"
2026D	1/2" Drive SAE 6 Point Deep Impact Socket	13/16"
2028D	1/2" Drive SAE 6 Point Deep Impact Socket	7/8"
2030D	1/2" Drive SAE 6 Point Deep Impact Socket	15/16"
2032D	1/2" Drive SAE 6 Point Deep Impact Socket	1"
2034D	1/2" Drive SAE 6 Point Deep Impact Socket	1-1/16"
2036D	1/2" Drive SAE 6 Point Deep Impact Socket	1-1/8"
2038D	1/2" Drive SAE 6 Point Deep Impact Socket	1-3/16"
2040D	1/2" Drive SAE 6 Point Deep Impact Socket	1-1/4"
2042D	1/2" Drive SAE 6 Point Deep Impact Socket	1-5/16"
2044D	1/2" Drive SAE 6 Point Deep Impact Socket	1-3/8"
2046D	1/2" Drive SAE 6 Point Deep Impact Socket	1-7/16"
2048D	1/2" Drive SAE 6 Point Deep Impact Socket	1-1/2"
2052D	1/2" Drive SAE 6 Point Deep Impact Socket	1-5/8"
2058D	1/2" Drive SAE 6 Point Deep Impact Socket	1-13/16"



2026D



2048D

3330-57 — SAE 6 Point Extra Deep



2018XD

<i>Code</i>	<i>Description</i>	<i>Size</i>
2016XD	1/2" Drive SAE 6 Point Extra Deep Impact Socket	1/2"
2018XD	1/2" Drive SAE 6 Point Extra Deep Impact Socket	9/16"
2020XD	1/2" Drive SAE 6 Point Extra Deep Impact Socket	5/8"
2024XD	1/2" Drive SAE 6 Point Extra Deep Impact Socket	3/4"
2030XD	1/2" Drive SAE 6 Point Extra Deep Impact Socket	15/16"
2042XD	1/2" Drive SAE 6 Point Extra Deep Impact Socket	1-5/16"

3330-58 — SAE 6 Point Extra Thin Wall Protector Socket Sets



<i>Code</i>	<i>Description</i>	<i>Size</i>
1505TP	5 Piece Extra Thin Wall Protector Impact Socket Set	3/4", 13/16", 7/8", 1", 1-1/16"

3330-61 — SAE 6 Point Thin Wall Flip Sockets



2349D



PREM-2349D

<i>Code</i>	<i>Description</i>	<i>Sizes</i>
2346D	1/2" Drive Thin Wall SAE Impact Flip Socket	3/4" and 13/16"
2349D	1/2" Drive Thin Wall SAE Impact Flip Socket	7/8" and 15/16"
PREM-2349D		
2351D	1/2" Drive Thin Wall SAE Impact Flip Socket	1" and 1-1/16"

3330-63 — SAE 6 Point Extra Deep Protector Sockets



2028TP

<i>Code</i>	<i>Description</i>	<i>Size</i>
2024TP	1/2" Drive Extra Deep Thin Wall Protector Socket	3/4"
2026TP	1/2" Drive Extra Deep Thin Wall Protector Socket	13/16"
2028TP	1/2" Drive Extra Deep Thin Wall Protector Socket	7/8"
2030TP	1/2" Drive Extra Deep Thin Wall Protector Socket	15/16"
2034DT	1/2" Drive Extra Deep Thin Wall Protector Socket	1-1/16"

3330-65 — SAE 6 Point Extra Thin Wall Flip Sockets

Code	Description	Sizes
2146DT	1/2" Drive Extra Thin Wall SAE Impact Flip Socket	3/4" and 13/16"



3330-67 — SAE 6 Point Heavy Duty Deep

Code	Description	Size
2040HD	1/2" Drive SAE 6 Point Heavy Duty Deep SAE Impact Socket for Dayton Truck Wheels	1-1/4"



3330-75 — SAE 8 Point Deep

Code	Description	Size
2524SD	1/2" Drive SAE 8 Point Deep	3/4"
2526SD	1/2" Drive SAE 8 Point Deep	13/16"

2526SD



3330-81 — SAE 12 Point

Code	Description	Size
2116R	1/2" Drive SAE 12 Point Standard	1/2"
2140R	1/2" Drive SAE 12 Point Standard	1-1/4"
2146R	1/2" Drive SAE 12 Point Standard	1-7/16"
2148R	1/2" Drive SAE 12 Point Standard	1-1/2"

2140R



3330-83 — SAE 12 Point Deep

Code	Description	Size
2120D	1/2" Drive SAE 12 Point Deep Socket	5/8"
2122D	1/2" Drive SAE 12 Point Deep Socket	11/16"
2124D	1/2" Drive SAE 12 Point Deep Socket	3/4"
2126D	1/2" Drive SAE 12 Point Deep Socket	13/16"
2140D	1/2" Drive SAE 12 Point Deep Socket	1-1/4"
2142D	1/2" Drive SAE 12 Point Deep Socket	1-5/16"

2120D



3330-90 — Adaptors



2200



2228A



2229UJ

Code	Description	Sizes
2200	6 Piece 1/2" Drive Friction Ball Adaptor/Extension Set • Set Contains 2 Adaptors; 1 Universal Joint; and 3 Extensions	Adaptors: 1/2" Female x 3/8" Male and 1/2" Female x 3/4" Male; Extensions: 3"; 5" and 7"
2228A	1/2" Drive Impact Adaptor With Friction Ball	1/2" Female to 3/8" Male
2238A	1/2" Drive Impact Adaptor With Friction Ball	1/2" Female to 3/4" Male
2229UJ	1/2" Drive x 1/2" Male Universal Joint With Friction Ball	1/2"

3330-92 — Extensions



2243E



2269EL

Code	Description	Size
2243E	1/2" Drive Impact Friction Ball Extension	3"
2245E	1/2" Drive Impact Friction Ball Extension	5"
82246E	1/2" Duo Socket Extension	6"
2247E	1/2" Drive Impact Friction Ball Extension	7"
2210E	1/2" Drive Impact Friction Ball Extension	10"
2269EL	1/2" Drive Impact Locking Pin Extension	24"

3340 — 3/4" Drive Impact Sockets

3340-09 — SAE & Metric Sets *cont'd on the following page*



8032



PREM-8032

Code	Description	Sizes
8032	11 Piece 3/4" Drive Truck Wheel Service Deep Impact Socket Set With Metal Case	6 Point: 3/4"; 13/16"; 7/8"; 1"; 1-3/16", 33 mm; Thin Wall: 1-1/16", 1-1/8", 1-1/4"; Deep: 1-1/2"; 4 Point Square: 13/16"
PREM-8032	11 Piece 3/4" Drive Standard and Deep Length Impact Socket Set With Metal Case	Deep: 3/4", 13/16", 7/8", 1", 1-13/16", 33 mm; Thin Wall Deep: 1-1/16", 1-1/8", 1-1/4"; Deep Budd: 1-1/2"; Square: 13/16"

3340-09 — SAE & Metric Sets *cont'd from previous page*



Code	Description	Sizes
8153	10 Piece 3/4" Drive Truck Wheel Service Impact Socket Set With Metal Case	Square: 13/16", 17 mm, 21 mm; Thin Wall Deep: 1-1/16", 1-1/8", 1-1/4"; Heavy Duty: 33 mm; Budd: 1-1/2"; Deep: 35 mm, 41 mm
PREM-9152	10 Piece 1" Drive Truck Wheel Impact Socket Set	Standard: 7/8", 15/16", 1", 1-13/16"; Deep: 33 mm; Thin Wall Deep: 1-1/16", 1-1/8", 1-1/4"; Deep Budd: 1-1/2"; Square: 13/16"
PREM-9153	10 Piece 1" Drive Standard and Deep Length Impact Socket Set	Deep: 33 mm, 35 mm, 41 mm; Deep Budd: 1-1/2"; Thin Wall Deep: 1-1/16", 1-1/8", 1-1/4"; Square: 13/16", 17 mm, 21 mm

3340-12 — Metric 6 Point

Code	Description	Size
3033M	3/4" Drive Metric 6 Point Standard Impact Socket	33 mm
3034M	3/4" Drive Metric 6 Point Standard Impact Socket	34 mm



3340-20 — Metric 6 Point Deep Sets

Code	Description	Sizes
8134MD	8 Piece 3/4" Drive Deep Metric Impact Socket Set With Metal Case	26 mm, 27 mm, 29 mm, 30 mm, 32 mm, 35 mm, 36 mm, 38 mm



3340-22 — Metric 6 Point Deep

Code	Description	Size
3019MD	3/4" Drive Metric 6 Point Deep Impact Socket	19 mm
3021MD	3/4" Drive Metric 6 Point Deep Impact Socket	21 mm
3022MD	3/4" Drive Metric 6 Point Deep Impact Socket	22 mm
3024MD	3/4" Drive Metric 6 Point Deep Impact Socket	24 mm
3028MD	3/4" Drive Metric 6 Point Deep Impact Socket	28 mm
3029MD	3/4" Drive Metric 6 Point Deep Impact Socket	29 mm
3030MD	3/4" Drive Metric 6 Point Deep Impact Socket	30 mm
3033MD	3/4" Drive Metric 6 Point Deep Impact Socket	33 mm
3036MD	3/4" Drive Metric 6 Point Deep Impact Socket	36 mm
3038MD	3/4" Drive Metric 6 Point Deep Impact Socket	38 mm
3040MD	3/4" Drive Metric 6 Point Deep Impact Socket	40 mm
3041MD	3/4" Drive Metric 6 Point Deep Impact Socket	41 mm



3340-30 — Metric Hex Driver Sets



Code	Description	Sizes
8196MH	6 Piece 3/4" Standard Length Metric Hex Driver Set With Molded Storage Case	12 mm, 14 mm, 17 mm, 19 mm, 22 mm, 24 mm

3340-31 — Metric Hex Drivers



Code	Description	Size
3917M	3/4" Metric Hex Driver	22 mm

3340-50 — SAE 6 Point Sets



8038



8096H

Code	Description	Sizes
8038	14 Piece 3/4" Drive 6 Point Standard Socket Set	6 Point: 3/4", 13/16", 7/8", 15/16", 1", 1-1/16", 1-1/8", 1-3/16", 1-1/4", 1-5/16", 1-3/8", 1-7/16", 1-1/2", 1-5/8"
8096H	6 Piece 3/4" Drive Standard Length SAE Hex Driver Set	1/2", 9/16", 5/8", 3/4", 7/8", 1"

3340-51 — SAE 6 Point



UNIVERSAL



STANDARD

Code	Description	Size
3036U	3/4" Drive SAE 6 Point Universal Impact Socket	1-1/8"
3038U	3/4" Drive SAE 6 Point Universal Impact Socket	1-3/16"
3040R	3/4" Drive SAE 6 Point Standard Impact Socket	1-1/4"
3048R	3/4" Drive SAE 6 Point Standard Impact Socket	1-1/2"

3340-54 — SAE 6 Point Deep Sets



8029D



8034D



8038D

Code	Description	Sizes
8029D	3/4" Drive 29 Piece Impact Socket Set 6-Point SAE Deep With Molded Carrying Case	3/4", 13/16", 7/8", 15/16", 1", 1-1/16", 1-1/8", 1-3/16", 1-1/4", 1-5/16", 1-3/8", 1-7/16", 1-1/2", 1-9/16", 1-5/8", 1-11/16", 1-3/4", 1-13/16", 1-7/8", 1-15/16", 2", 2-1/16", 2-1/8", 2-3/16", 2-1/4", 2-5/16", 2-3/8", 2-7/16", 2-1/2"
8034D	8 Piece 3/4" Drive SAE Deep Impact Socket Set With Molded Carrying Case	1", 1-1/16", 1-1/8", 1-1/4", 1-5/16", 1-3/8", 1-7/16", 1-1/2"
8038D	14 Piece 3/4" Drive SAE Deep Impact Socket Set With Molded Carrying Case	3/4", 13/16", 7/8", 15/16", 1", 1-1/16", 1-1/8", 1-3/16", 1-1/4", 1-5/16", 1-3/8", 1-7/16", 1-1/2", 1-5/8"

3340-55 — SAE 6 Point Deep

Code	Description	Size
3024D	3/4" Drive SAE 6 Point Deep Impact Socket	3/4"
3026D	3/4" Drive SAE 6 Point Deep Impact Socket	13/16"
3028D	3/4" Drive SAE 6 Point Deep Impact Socket	7/8"
3030D	3/4" Drive SAE 6 Point Deep Impact Socket	15/16"
3032D	3/4" Drive SAE 6 Point Deep Impact Socket	1"
3034D	3/4" Drive SAE 6 Point Deep Impact Socket	1-1/16"
3036D	3/4" Drive SAE 6 Point Deep Impact Socket	1-1/8"
3038D	3/4" Drive SAE 6 Point Deep Impact Socket	1-3/16"
3040D	3/4" Drive SAE 6 Point Deep Impact Socket	1-1/4"
3042D	3/4" Drive SAE 6 Point Deep Impact Socket	1-5/16"
3044D	3/4" Drive SAE 6 Point Deep Impact Socket	1-3/8"
3046D	3/4" Drive SAE 6 Point Deep Impact Socket	1-7/16"
3048D	3/4" Drive SAE 6 Point Deep Impact Socket </td <td>1-1/2"</td>	1-1/2"
3052D	3/4" Drive SAE 6 Point Deep Impact Socket	1-5/8"



3024D



3052D

3340-58 — SAE 6 Point Extra Deep Thin Wall



8370



3036DT

Code	Description	Sizes
8370	7 Piece 3/4" Drive Extra Thin Wall Deep Length Truck Pinion Locknut Set With Metal Storage Case	2", 2-1/8", 2-1/4", 2-3/8", 2-1/2", 2-5/8", 2-3/4"
3036DT	3/4" Drive SAE Standard 6 Point Extra Deep Thin Wall Impact Socket	1-1/8"
3040DT	3/4" Drive SAE Standard 6 Point Extra Deep Thin Wall Impact Socket	1-1/4"

3340-83 — Metric Budd



3241MC



3319S

Code	Description	Sizes
3241MC	3/4" Drive Combination Budd Wheel Metric Impact Socket	Hex: 41 mm; Square: 21 mm
3319S	3/4" Drive 4 Point Budd Wheel Metric Standard Socket	19 mm
3321S	3/4" Drive 4 Point Budd Wheel Metric Standard Socket	21 mm

3340-85 — SAE Budd



3223C



3313SHD



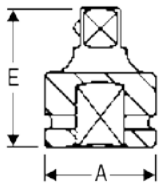
3313SL



3317S

Code	Description	Sizes
3223C	3/4" Drive Combination Budd Wheel SAE Impact Socket	Hex: 1-1/2"; Square: 13/16"
3313S	3/4" Drive 4 Point Budd Wheel Standard Socket	13/16"
3313SHD	3/4" Drive Heavy Duty 4 Point Budd Wheel Standard Socket	13/16"
3313SL	3/4" Drive 4 Point Budd Wheel Standard Deep Socket	13/16"
3317S	3/4" Drive 4 Point Budd Wheel Standard Socket	17 mm

3340-90 — Adaptors



3006UJ



3008A



3011A

Code	Description	Female End	Male End	Socket Retention Device	Dimensions (Inches)	
					A	E
3006UJ	3/4" Drive Impact Universal Joint	-	-	Pin Hole	1.73	4.13
3008A	3/4" Drive Impact Adaptor	3/4"	1/2"	Friction Ball	1.73	2.28
3009A	3/4" Drive Impact Adaptor	3/4"	1"	Pin Hole	1.73	2.48
3009AB	3/4" Drive Impact Adaptor	3/4"	1"	Friction Ball	1.73	2.48
3009AL	3/4" Drive Impact Adaptor	3/4"	1"	Steel Locking Pin	1.73	2.48
3011A	3/4" Drive Impact Adaptor	3/4"	#5 Spline	Pin Hole	2.13	4.13


3340-92 — Extensions

Code	Description	Socket Retention Device	Size
3003EB	3/4" Drive Extension	Friction Ball	3"
3003EL	3/4" Drive Extension	Locking Pin	3"
3007E	3/4" Drive Extension	Pin Hole	7"
3007EB	3/4" Drive Extension	Friction Ball	7"
3007EL	3/4" Drive Extension	Locking Pin	7"
3010E	3/4" Drive Extension	Pin Hole	10"
3010EB	3/4" Drive Extension	Friction Ball	10"
3010EL	3/4" Drive Extension	Locking Pin	10"
3013E	3/4" Drive Extension	Pin Hole	13"
3013EB	3/4" Drive Extension	Friction Ball	13"
3013EL	3/4" Drive Extension	Locking Pin	13"



3007E

Socket Retention Device Key for 3/4" Drive Adaptors, Extensions and Universal Joints



Do NOT run the tool when the socket is OFF the fastener.

PH Pin Hole
Uses Ret Ring® or Pin & O-ring to secure socket. The most secure system available. Recommended for 3/4" drive and larger impact wrenches.

FB Friction Ball
A spring loaded steel ball that lines up with the socket retainer hole. Use caution when using this system because the socket is held in place only by spring pressure on the steel ball.

LP Locking Pin
Spring loaded pin, simply line up with socket retainer hole and press pin. To release socket, insert object through retainer hole and press pin.

3340-94 — Retainer Rings

Retainer Rings Connect an Impact Socket Onto an Impact Wrench, Extension, Adaptor or Universal Joint •

Code	Description	Sizes
3111	3/4" Retaining Ring • One-Piece Molded • New Space Age Polyurethane • Steel Insert for Added Safety	1.65 - 1.77



3350-09 — Mixed Sets



9151



9152



9153



9154



9161D



GP-9007

Code	Description	Sizes
9151	10 Piece 1" Drive Heavy Duty Truck SAE Deep Impact Socket Set With Molded Storage Case	Square: 13/16", 15/16"; Deep: 1", 1-3/16", 1-1/2", 1-3/4", 33 mm; Thin Wall Deep: 1-1/16", 1-1/8", 1-1/4"
9152	10 Piece 1" Drive Standard Truck Wheel Impact Socket Set With Molded Storage Case	Square: 13/16"; Standard: 7/8", 15/16", 1", 1-3/16"; Deep: 33 mm; Thin Wall Deep: 1-1/16", 1-1/8", 1-1/4"; Deep Budd: 1-1/2"
9153	10 Piece 1" Drive Truck Wheel Impact Socket Set With Molded Storage Case	Square: 13/16", 17 mm, 21 mm; Thin Wall Deep: 1-1/16", 1-1/8", 1-1/4"; Deep Budd: 1-1/2"; Deep: 33 mm, 35 mm, 41 mm
9154	8 Piece 1" Drive Truck Wheel Impact Socket Set With Molded Storage Case	Square: 13/16"; Standard: 7/8", 1", 33 mm; Thin Wall Deep: 1-1/16", 1-1/8", 1-1/4"; Deep: 1-1/2"
9161D	9 Piece 1" Drive Large Truck and OTR Impact Socket Set With Metal Storage Case	Square: 13/16", 15/16"; Deep: 1-1/2", 1-5/8", 1-3/4", 1-7/8", 2", 2-1/4", 33 mm
GP-9007	7 Piece 1" Drive Truck Wheel Impact Socket Set With Molded Storage Case	Square: 13/16"; Standard: 1-3/16"; Thin Wall Deep: 1-1/16", 1-1/8", 1-1/4"; Deep: 1-1/2", 33 mm

3350-12 — Metric 6 Point



4065M

Code	Description	Sizes
4033M	1" Drive Metric 6 Point Standard Length Impact Socket	33 mm
4065M	1" Drive Metric 6 Point Standard Length Impact Socket	65 mm

3350-17 — Metric 6 Point Deep Thin Wall

Code	Description	Sizes
4035MDT	1" Drive Metric Extra Deep Thin Wall Socket	35 mm
4041MDT	1" Drive Metric Extra Deep Thin Wall Impact Socket	41 mm



4041MDT

3350-22 — Metric 6 Point Deep

Code	Description	Sizes
4030MD	1" Drive Metric 6 Point Deep Impact Socket	30 mm
4032MD	1" Drive Metric 6 Point Deep Impact Socket	32 mm
4033MD	1" Drive Metric 6 Point Deep Impact Socket	33 mm
PREM-4033MD		
4035MD	1" Drive Metric 6 Point Deep Impact Socket	35 mm
4036MD	1" Drive Metric 6 Point Deep Impact Socket	36 mm
4038MD	1" Drive Metric 6 Point Deep Impact Socket	38 mm
4040MD	1" Drive Metric 6 Point Deep Impact Socket	40 mm
4041MD	1" Drive Metric 6 Point Deep Impact Socket	41 mm
4050MD	1" Drive Metric 6 Point Deep Impact Socket	50 mm



4050MD



PREM-4033MD

3350-41 — Metric 12 Point

Code	Description	Sizes
4155MD	1" Drive Metric 12 Point Deep Impact Socket	55 mm



4155MD

3350-51 — SAE 6 Point

Code	Description	Sizes
4040R	1" Drive SAE 6 Point Standard Impact Socket	1-1/4"
4048R	1" Drive SAE 6 Point Standard Impact Socket	1-1/2"
4070R	1" Drive SAE 6 Point Standard Impact Socket	2-3/16"
4108R	1" Drive SAE 6 Point Standard Impact Socket	3-3/8"
4120R	1" Drive SAE 6 Point Standard Impact Socket	3-3/4"
4128R	1" Drive SAE 6 Point Standard Impact Socket	4"



4108R

3350-55 — SAE 6 Point Deep



4120D

Code	Description	Sizes
4024D	1" Drive SAE 6 Point Deep Impact Socket	3/4"
4034D	1" Drive SAE 6 Point Deep Impact Socket	1-1/16"
4036D	1" Drive SAE 6 Point Deep Impact Socket	1-1/8"
4038D	1" Drive SAE 6 Point Deep Impact Socket	1-3/16"
4040D	1" Drive SAE 6 Point Deep Impact Socket	1-1/4"
4042D	1" Drive SAE 6 Point Deep Impact Socket	1-5/16"
4044D	1" Drive SAE 6 Point Deep Impact Socket	1-3/8"
4046D	1" Drive SAE 6 Point Deep Impact Socket	1-7/16"
4046MD	1" Drive SAE 6 Point Deep Impact Socket	46 mm
4048D	1" Drive SAE 6 Point Deep Impact Socket	1-1/2"
4050D	1" Drive SAE 6 Point Deep Impact Socket	1-9/16"
4052D	1" Drive SAE 6 Point Deep Impact Socket	1-5/8"
4054D	1" Drive SAE 6 Point Deep Impact Socket	1-11/16"
4056D	1" Drive SAE 6 Point Deep Impact Socket	1-3/4"
4058D	1" Drive SAE 6 Point Deep Impact Socket	1-13/16"
4062D	1" Drive SAE 6 Point Deep Impact Socket	1-15/16"
4120D	1" Drive SAE 6 Point Deep Impact Socket	3-3/4"

3350-57 — SAE 6 Point Deep Thin Wall



4040DT

Code	Description	Sizes
4034DT	1" Drive Extra Deep Thin Wall SAE Impact Socket	1-1/16"
4036DT	1" Drive Extra Deep Thin Wall SAE Impact Socket	1-1/8"
4040DT	1" Drive Extra Deep Thin Wall SAE Impact Socket	1-1/4"
4042DT	1" Drive Extra Deep Thin Wall SAE Impact Socket	1-5/16"
4048DT	1" Drive Extra Deep Thin Wall SAE Impact Socket	1-1/2"
4056DT	1" Drive Extra Deep Thin Wall SAE Impact Socket	1-3/4"

3350-73 — SAE 8 Point



4556S



4552SD

Code	Description	Sizes
4528S	1" Drive 8 Point SAE Standard Socket	7/8"
4552S	1" Drive 8 Point SAE Standard Socket	1-5/8"
4556S	1" Drive 8 Point SAE Standard Socket	1-3/4"
4552SD	1" Drive 8 Point SAE Deep Socket	1-5/8"

3350-81 — SAE 12 Point



4246D

Code	Description	Sizes
4228D	1" Drive 12 Point SAE Deep Socket	7/8"
4246D	1" Drive 12 Point SAE Deep Socket	1-7/16"

3350-83 — Metric Budd

Code	Description	Sizes
4317S	1" Drive 4 Point Metric Budd Standard Impact Socket	17 mm
4319S	1" Drive 4 Point Metric Budd Standard Impact Socket	19 mm
4321S	1" Drive 4 Point Metric Budd Standard Impact Socket	21 mm



4317S

3350-85 — SAE Budd



Code	Description	Sizes
4048DB	1" Drive 6 Point Heavy Duty Limited Depth Budd Wheel SAE Impact Socket	1-1/2"
4223C	1" Drive Combination Budd Wheel SAE Impact Socket	Hex: 1-1/2", Square: 13/16"
PREM-4223C		
4241MC	1" Drive Combination Budd Wheel Metric Impact Socket	Hex: 41 mm, Square: 21 mm
4313S	1" Drive 4 Point Budd Wheel SAE Standard Impact Socket	13/16"
4313SHD	1" Drive Heavy Duty 4 Point Budd Wheel SAE Impact Socket	13/16"
4315S	1" Drive 4 Point Budd Wheel SAE Standard Impact Socket	15/16"

3350-90 - Adaptors

Code	Description	Female End	Male End	Socket Retention Device
4008A	1" Drive Impact Adaptor	1"	3/4"	Pin Hole
4008AB	1" Drive Impact Adaptor	1"	3/4"	Friction Ball
4011A	1" Drive Impact Adaptor	1"	#5 Spline	Lock Button



4008A



4011A

3350-92 — Extensions

Code	Description	Extension	Size	Socket Retention Device
4003EL	1" Drive Impact Extension	3"	-	Locking Pin
4007EL	1" Drive Impact Extension	7"	-	Locking Pin
4010EL	1" Drive Impact Extension	10"	-	Locking Pin
4013EL	1" Drive Impact Extension	13"	-	Locking Pin
4633ML	1" Drive Extended Depth Socket	-	33 mm	-
4634L	1" Drive Extended Depth Socket	-	1-1/4"	-



4007EL



4633ML

3350-94 — Retainer Rings

Retainer Rings Connect an Impact Socket Onto an Impact Wrench, Extension, Adaptor or Universal Joint



4111

Code	Description	Sizes
4110	1" Impact Socket Retaining Ring • One-Piece Molded • New Space Age Polyurethane • Steel Insert for Added Safety	2.01 - 2.05 (51mm - 52mm)
4111		2.13 - 2.24 (54mm - 56mm)
4112		2.28 - 2.44 (58mm - 62mm)

3360 — #5 Spline Drive Impact Sockets

3360-09 — Mixed Sets



9260



9263

Code	Description	Sizes
9260	10 Piece #5 Spline Drive Truck Wheel Socket With Metal Storage Case	Square: 13/16"; Standard: 7/8", 15/16", 1", 1-3/16", 33 mm; Thin Wall Deep: 1-1/16", 1-1/8", 1-1/4"; Deep Budd: 1-1/2"
9263	10 Piece #5 Spline Drive Truck Wheel Socket Set With Metal Storage Case	Square: 13/16", 17 mm, 21 mm; Deep: 33 mm; Thin Wall Deep: 1-1/16", 1-1/8", 1-1/4", 35 mm, 41 mm; Deep Budd: 1-1/2"

3360-12 — Metric 6 Point



5030M

Code	Description	Sizes
5030M	#5 Spline Drive Metric 6 Point Standard Impact Socket	30 mm
5033M	#5 Spline Drive Metric 6 Point Standard Impact Socket	33 mm

3360-17 — Metric 6 Point Deep Thin Wall



5035MDT

Code	Description	Sizes
5035MDT	#5 Spline Drive Metric Extra Deep Thin Socket	35 mm
5041MDT	#5 Spline Drive Metric Extra Deep Thin Socket	41 mm

3360-22 — Metric 6 Point Deep

Code	Description	Sizes
5033MD	#5 Spline Drive Metric 6 Point Deep Impact Socket	33 mm



5033MD

3360-51 — SAE 6 Point

Code	Description	Sizes
5028R	#5 Spline Drive SAE 6 Point Standard Impact Socket	7/8"
5038R	#5 Spline Drive SAE 6 Point Standard Impact Socket	1-3/16"
5048R	#5 Spline Drive SAE 6 Point Standard Impact Socket	1-1/2"
5052R	#5 Spline Drive SAE 6 Point Standard Impact Socket	1-5/8"
5064R	#5 Spline Drive SAE 6 Point Standard Impact Socket	2"
5088R	#5 Spline Drive SAE 6 Point Standard Impact Socket	2-3/4"



5064R

3360-55 - SAE 6 Point Deep Thin Wall

Code	Description	Sizes
5040DT	#5 Spline Drive SAE 6 Point Deep Impact Socket	1-1/4"
5042DT	#5 Spline Drive SAE 6 Point Deep Impact Socket	1-5/16"
5048DT	#5 Spline Drive SAE 6 Point Deep Impact Socket	1-1/2"



5040DT

3360-83 - Metric Budd

Code	Description	Sizes
5223C	#5 Spline Drive SAE Combination Budd Wheel Socket	Hex: 1-1/2"; Square: 13/16"
5241MC	#5 Spline Drive Metric Combination Budd Wheel Socket	Hex: 41 mm; Square: 21 mm



5223C

3360-85 - SAE Budd

Code	Description	Sizes
5048DB	#5 Spline Drive 6 Point SAE Heavy Duty Limited Depth Budd Wheel Socket	1-1/2"
5048DS	#5 Spline Drive SAE Heavy Duty Deep 6 Point Budd Wheel Socket	1-1/2"
5313S	#5 Spline Drive 4 Point SAE Standard Impact Socket	13/16"



5048DB



5313S

3360-90 - Adaptors



5006UJ



5008A

<i>Code</i>	<i>Description</i>	<i>Female End</i>	<i>Male End</i>	<i>Socket Retention Device</i>
5006UJ	#5 Spline Drive Universal Joint	-	-	Lock Button
5008A	#5 Spline Drive Impact Adaptors	#5 Spline	3/4"	Pin Hole
5008AB	#5 Spline Drive Impact Adaptors	#5 Spline	3/4"	Friction Ball
5009AB	#5 Spline Drive Impact Adaptors	#5 Spline	1"	Friction Ball



Part # — Page	Part # — Page	Part # — Page	Part # — Page	Part # — Page
908ET — 33-2	2028DT — 33-7	3010EL — 33-17	4048DB — 33-21	PREM-1412MD — 33-6
908MDS — 33-2	2028MD — 33-6	3011A — 33-17	4048DT — 33-20	PREM-1503TP — 33-6
909MDS — 33-2	2028R — 33-9	3013E — 33-17	4048R — 33-19	PREM-1511TP — 33-5
911MDS — 33-2	2028TP — 33-10	3013EB — 33-17	4050D — 33-20	PREM-2021MD — 33-6
912MDS — 33-2	2029MD — 33-6	3013EL — 33-17	4050MD — 33-19	PREM-2192DT — 33-7
913MDS — 33-2	2030D — 33-9	3019MD — 33-13	4052D — 33-20	PREM-2349D — 33-10
1009FP — 33-4	2030MD — 33-6	3021MD — 33-13	4054D — 33-20	PREM-2392D — 33-7
1010FP — 33-4	2030R — 33-9	3022MD — 33-13	4056D — 33-20	PREM-4033MD — 33-19
1012FP — 33-4	2030TP — 33-10	3024D — 33-15	4056DT — 33-20	PREM-4223C — 33-21
1013MG — 33-3	2030XD — 33-10	3024MD — 33-13	4058D — 33-20	PREM-8032 — 33-12
1028D — 33-3	2032D — 33-9	3026D — 33-15	4062D — 33-20	PREM-9152 — 33-13
1138A — 33-4	2033MD — 33-6	3028D — 33-15	4065M — 33-18	PREM-9153 — 33-13
1143E — 33-4	2034D — 33-9	3028MD — 33-13	4070R — 33-19	
1146E — 33-4	2034DT — 33-10	3029MD — 33-13	4108R — 33-19	
1200T — 33-4	2035MD — 33-6	3030D — 33-15	4110 — 33-22	
1203M — 33-3	2036D — 33-9	3030MD — 33-13	4111 — 33-22	
1203MD — 33-3	2036R — 33-9	3032D — 33-15	4112 — 33-22	
1213 — 33-3	2038D — 33-9	3033M — 33-13	4120D — 33-20	
1213M — 33-2	2040D — 33-9	3033MD — 33-13	4120R — 33-19	
1213MD — 33-3	2040HD — 33-11	3034D — 33-15	4128R — 33-19	
1213SD — 33-3	2042D — 33-9	3034M — 33-13	4155MD — 33-19	
1312 — 33-8	2042R — 33-9	3036D — 33-15	4223C — 33-21	
1312D — 33-9	2042XD — 33-10	3036DT — 33-16	4228D — 33-20	
1313UM — 33-7	2044D — 33-9	3036MD — 33-13	4241MC — 33-21	
1319 — 33-8	2046D — 33-9	3036U — 33-14	4246D — 33-20	
1319D — 33-9	2048D — 33-9	3038D — 33-15	4313S — 33-21	
1324D — 33-9	2048R — 33-9	3038MD — 33-13	4313SHD — 33-21	
1412HA — 33-2	2052D — 33-9	3038U — 33-14	4315S — 33-21	
1412M — 33-5	2058D — 33-9	3040D — 33-15	4317S — 33-21	
1412MD — 33-6	2112M — 33-8	3040DT — 33-16	4319S — 33-21	
1414HA — 33-2	2113MD — 33-8	3040MD — 33-13	4321S — 33-21	
1438HA — 33-2	2114MD — 33-8	3040R — 33-14	4528S — 33-20	
1498MH — 33-7	2115MD — 33-8	3041MD — 33-13	4552S — 33-20	
1500DW — 33-5	2116MD — 33-8	3042D — 33-15	4552SD — 33-20	
1503TP — 33-6	2116R — 33-11	3044D — 33-15	4556S — 33-20	
1504FW — 33-5	2117MD — 33-8	3046D — 33-15	4633ML — 33-21	
1505TP — 33-10	2118M — 33-8	3048D — 33-15	4634L — 33-21	
1511TP — 33-5	2119MD — 33-8	3048R — 33-14	5006UJ — 33-24	
1512DM — 33-5	2120D — 33-11	3052D — 33-15	5008A — 33-24	
1512MG — 33-5	2122D — 33-11	3111 — 33-17	5008AB — 33-24	
2011MD — 33-6	2124D — 33-11	3223C — 33-16	5009AB — 33-24	
2013MD — 33-6	2124M — 33-8	3241MC — 33-16	5028R — 33-23	
2014MD — 33-6	2126D — 33-11	3313S — 33-16	5030M — 33-22	
2015MD — 33-6	2133M — 33-8	3313SHD — 33-16	5033M — 33-22	
2016MD — 33-6	2133MD — 33-8	3313SL — 33-16	5033MD — 33-23	
2016XD — 33-10	2140D — 33-11	3317S — 33-16	5035MDT — 33-22	
2017M — 33-5	2140R — 33-11	3319S — 33-16	5038R — 33-23	
2017MD — 33-6	2142D — 33-11	3321S — 33-16	5040DT — 33-23	
2017MDT — 33-7	2146DT — 33-11	3917M — 33-14	5041MDT — 33-22	
2017MF — 33-8	2146R — 33-11	4003EL — 33-21	5042DT — 33-23	
2017MTP — 33-7	2148R — 33-11	4007EL — 33-21	5048DB — 33-23	
2018MD — 33-6	2189D — 33-8	4008A — 33-21	5048DS — 33-23	
2018XD — 33-10	2190D — 33-7	4008AB — 33-21	5048DT — 33-23	
2019M — 33-5	2191D — 33-7	4010EL — 33-21	5048R — 33-23	
2019MD — 33-6	2192DT — 33-7	4011A — 33-21	5052R — 33-23	
2019MDT — 33-7	2200 — 33-12	4013EL — 33-21	5064R — 33-23	
2019MTP — 33-7	2210E — 33-12	4024D — 33-20	5088R — 33-23	
2020D — 33-9	2228A — 33-12	4030MD — 33-19	5223C — 33-23	
2020MD — 33-6	2229UJ — 33-12	4032MD — 33-19	5241MC — 33-23	
2020XD — 33-10	2238A — 33-12	4033M — 33-18	5313S — 33-23	
2021M — 33-5	2243E — 33-12	4033MD — 33-19	8029D — 33-15	
2021MD — 33-6	2245E — 33-12	4034D — 33-20	8032 — 33-12	
2021MDT — 33-7	2247E — 33-12	4034DT — 33-20	8034D — 33-15	
2021MTP — 33-7	2269EL — 33-12	4035MD — 33-19	8038 — 33-14	
2022D — 33-9	2346D — 33-10	4035MDT — 33-19	8038D — 33-15	
2022M — 33-5	2349D — 33-10	4036D — 33-20	8096H — 33-14	
2022MD — 33-6	2351D — 33-10	4036DT — 33-20	8134MD — 33-13	
2022MDT — 33-7	2392D — 33-7	4036MD — 33-19	8153 — 33-13	
2022MTP — 33-7	2524SD — 33-11	4038D — 33-20	8196MH — 33-14	
2023MD — 33-6	2526SD — 33-11	4038MD — 33-19	8370 — 33-16	
2024D — 33-9	3003EB — 33-17	4040D — 33-20	9151 — 33-18	
2024DT — 33-7	3003EL — 33-17	4040DT — 33-20	9152 — 33-18	
2024M — 33-5	3006UJ — 33-17	4040MD — 33-19	9153 — 33-18	
2024MD — 33-6	3007E — 33-17	4040R — 33-19	9154 — 33-18	
2024TP — 33-10	3007EB — 33-17	4041MD — 33-19	9161D — 33-18	
2024XD — 33-10	3007EL — 33-17	4041MDT — 33-19	9260 — 33-22	
2025MD — 33-6	3008A — 33-17	4042D — 33-20	9263 — 33-22	
2026D — 33-9	3009A — 33-17	4042DT — 33-20	20265B — 33-8	
2026DT — 33-7	3009AB — 33-17	4044D — 33-20	60443 — 33-8	
2026MD — 33-6	3009AL — 33-17	4046D — 33-20	82246E — 33-12	
2026TP — 33-10	3010E — 33-17	4046MD — 33-20	GP-9007 — 33-18	
2028D — 33-9	3010EB — 33-17	4048D — 33-20	PREM-1312D — 33-9	

I

Impact Sockets

1/2" Drive Impact Sockets: 33-1

Adaptors: 33-12

Extensions: 33-12

Metric 6 Point: 33-5, 33-6, 33-7

Metric 12 Point: 33-8

Metric Hex: 33-7

Metric Specialty: 33-8

SAE 5 Point: 33-8

SAE 6 Point: 33-8, 33-9, 33-10, 33-11

SAE 8 Point: 33-11

SAE 12 Point: 33-11

SAE and Metric 6 Point: 33-5

1/4" Drive Impact Sockets: 33-1

Adaptors: 33-2

Metric 6 Point: 33-2

Torx Drivers: 33-2

1" Drive Impact Sockets: 33-1

Adaptors: 33-21

Extensions: 33-21

Metric 6 Point: 33-18, 33-19

Metric 12 Point: 33-19

Metric Budd: 33-21

Mixed Sets: 33-18

Retainer Rings: 33-22

SAE 6 Point: 33-19, 33-20

SAE 8 Point: 33-20

SAE 12 Point: 33-20

SAE Budd: 33-21

3/4" Drive Impact Sockets: 33-1

Adaptors: 33-17

Extensions: 33-17

Metric 6 Point: 33-13

Metric Budd: 33-16

Metric Hex: 33-14

Retainer Rings: 33-17

SAE 6 Point: 33-14, 33-15, 33-16

SAE Budd: 33-16

SAE & Metric: 33-12, 33-13

3/8" Drive Impact Sockets: 33-1

Adaptors: 33-4

Extensions: 33-4

Metric 6 Point: 33-2, 33-3

Metric 12 Point: 33-3

Pipe Plug SAE: 33-4

Pipe Plug SAE Sets: 33-4

SAE 6 Point: 33-3

Torx Drivers: 33-4

#5 Spline Drive Impact Sockets: 33-1

Adaptors: 33-24

Metric 6 Point: 33-22, 33-23

Metric Budd: 33-23

Mixed Sets: 33-22

SAE 6 Point: 33-23

SAE Budd: 33-23



DID YOU KNOW PREMA CARRIES A FULL LINE OF TIRE REPAIR EQUIPMENT AND SUPPLIES AND IS IN YOUR AREA?

An extensive line of brand name products, all competitively priced.

Tire Repair Materials & Chemicals

Radial Repairs
Bias Repairs
Agriculture Repairs
OTR Repairs
Tube Stems
Universal Repairs
Combi Patch/Plugs
Pre-Buff Cleaners
Vulcanizing Cements
Over-Buff Sealers
Bead Sealers

Lifting Tools

Bottle Jacks
Hydraulic Rams
Lift Pads
Floor Jacks
Jack Stands
Forklift Jacks
Garage Jacks
Bladder Jacks

Service Chemicals

Mounting Compound
Murphy's Liquid Lubricants
Brake Cleaner
Penetrants
Universal Paste
SKID
Silicone Sprays
Tire Sealant
Tire Paint
Tire Shine
Winter Lubricants

Shop Supplies & Equipment

Hand Cleaner
Tire Bags
Dunk Tanks
Work Gloves
Nitrile Gloves
Seat Gloves
Seat Covers
Tire Carts
Floor Mats

Tire Repair Tools

Brushes
Adaptors
Reamers
Probe Tools
Scrapers
Carbide Cutters
Insert Tools
Buffing Stones
Tire Spreaders

Wheel Weights & Balancing Beads

Passenger Weights
Truck Weights
3M Balancing System
Coloured Weights
Zinc Weights
Steel Weights
Magnum Balancing Beads
Counteract Balancing Beads

Wheel Balancing Tools

Adhesive Wheel Weight Remover
Wheel Weight Hammers
Haweka Flange Plates
Duo Collets
Haweka Quick Plates
Haweka Quick Nuts
Replacement Shafts
Cones

Air Tools & Accessories

IR Impact Wrenches
IR Replacement Parts
CP Impact Wrenches
CP Replacement Parts
Tool Covers
Sockets
Ratchets
3M Abrasives
Grinders
Buffers
Needle Scalers

Valves

Passenger
Truck
OTR
Air Liquid
Super Large Bore
Straight or Bent Caps & Cores
Brass or Nickel Alcoa Valves
Enki Valves
4-Way Tools
Fishing Tools
Double Seal Caps
Installation Tools
Grommets
O-Rings

Wheel Service Tools & Equipment

Bead Breakers
Torque Wrenches
Bead Blasters and Bazookas
Hydraulic Pumps
Fasteners (Nuts, Studs & Clamps)
Tire Irons & Bead Hammers
Calcium Pumps
Wheel Guards
Mount/Demount Tools
Hydraulic Rams

Gauges & Air Controls

Pencil Gauges
Master Gauges
Truck Gauges
Inflation Gauges
Calibratable Gauges
Digital Gauges
Al Liquid
Chucks
Nipples
Couplers
Bushings
Crimpers
Hoses
Ferrules
Manifolds
Whip Hoses

TPMS

EZ-Sensor
Redi-Sensor
OE Replacement
Sensors
Replacement Valves
Scan Tools (w/OBD)
Service Kits
Torque Wrenches
T-10 & T-20 Screw
Drivers
Core Tools

Retread

Envelopes
Rasps
Grinding Stones
Carbide Cutters
Hub Lube
Mold Release
Rope Rubber
Sprayers
Blades
Cement
Cushion Rubber
Poly Film
Wicking Pads
Staples

Section Repair

Vulcanizers
Cushion Rubber
Cup Cutters
Carbide Cutters
Tire Stands
HD Skivers
Hand Tools
Flex Shaft Buffers
Rope Rubber
Rasps
Grinding Stones

Miscellaneous

Tire Studs
Stud Guns
Jaw Covers
Duckheads
Plastic Inserts
Brake Lathe Bits
O-Rings
Arctic O-Rings

Your Authorized Distributor

Prema Canada

3230 Mainway - Unit 3, Burlington, ON L7M 1A5
Toll Free: 1.800.268.6311
Phone: 905.628.2303
Fax: 905.628.3646
Inquires: sales@premacanada.ca
www.premacanada.ca

Distributor contact information also available at www.premacanada.ca